



PENDANT LINIA

3G-4PLI-D
3.5" PENDANT
DIRECT

3G
LIGHTING



Recessed Linia



Surface Linia



Wall Linia

FEATURES

CONSTRUCTION

- 3.5" extruded aluminum housing with machined aluminum end caps
- Individual units and continuous runs in 1' increments
- 24 gauge LED reflector with high reflectance white powder coated finish
- Extruded acrylic lens with satin finish available in flush and drop lens options

ELECTRICAL

- Standard 120-277V, 0-10V dimmable driver with 100-1% dimming range
- 85% efficiency and 0.9 power factor
- Lutron driver options available with 100-1% dimming range
- eLdoLED Dali driver available with 100-1% dimming range
- Emergency Battery: 90 minutes

LED SYSTEM

- Available in 27K, 30K, 35K, and 40K
- Average rated life of >50,000 hours
- Color consistency 3 SDCM
- CRI>80 for 27K, 30K, 35K, and 40K

LUMEN MAINTENANCE

- L70 at >50,000 hours

MOUNTING

- Suitable for drywall and wood ceilings (see mounting details)
- Suitable for various grid ceiling applications (see mounting details)

FINISH

- Standard polyester powder coated matte white finish. Optional matte silver and black finish

LABELS

- ETL listed. Suitable for dry or damp locations (indoor use)

WARRANTY

- 5 Year limited warranty

PENDANT - LINIA | 3G - 4PLI-D | 3.5" PENDANT DIRECT




PROJECT

TYPE

DATE

CATALOG #





LENS OPTIONS

FL - FLUSH LENS

DD1 - 1" DROP LENS

DD2 - 2" DROP LENS



ORDERING INFORMATION

CAT. NO	LED SYSTEM	COLOR TEMP	VOLTAGE	DRIVER
3G-4PLI-D	L1 - LOW OUTPUT	27K - 2700K	120 - 120V	DIM - 0-10V (STANDARD 100-1%)
	L2 - STANDARD OUTPUT	30K - 3000K	277 - 277V	DHL - LUTRON (3-WIRE-100-1%)
	L4 - HIGH OUTPUT	35K - 3500K	347 - 347V (0-10V ONLY)	DHL2 - LUTRON (ECOSYSTEM-100-1%)
		40K - 4000K		DALI - DALI (100-1%)

3G-4PLI-D				
------------------	--	--	--	--

LENS OPTIONS	FINISH	CABLE LENGTH	OPTIONS	LENGTH (FEET)
FL - FLUSH DD1 - 1" DROP LENS DD2 - 2" DROP LENS	WH - WHITE (STANDARD) SV - SILVER BK - BLACK	60 - 60" 120 - 120"	EM - EMERGENCY BATTERY (4' SECTION)	S - ___' (STRAIGHT RUN)* L - ___' X ___' (L-SHAPE) U - ___' X ___' X ___' (U-SHAPE) R - ___' X ___' (RECTANGLE/SQUARE) *Individual units available in 3', 4', 5', or 8'. Continuous runs available in 1' increments.

--	--	--	--	--

ORDERING EXAMPLE **3G-4PLI-D-L2-30K-120-DIM-FL-WH-60-2C-S-8'**

Copyright 2016 3G Lighting
 P: 905-850-2305 F: 905-851-6490 | TF: 888-448-0440
 3G reserves the right to change, without notice, specifications or materials for product improvement.



PENDANT LINIA

3G-4PLI-D
3.5" PENDANT
 DIRECT

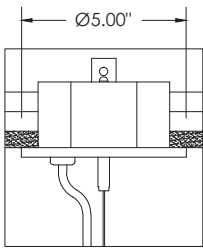


PERFORMANCE CHART (Based on 3500K, 4' length)

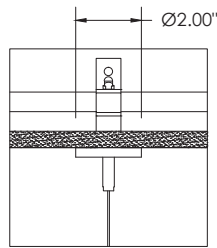
LENS OPTIONS	LED SYSTEM	WATTAGE/FT	LUMENS/FT	EFFICACY (LM/W)	IES FILES
FLUSH	L1 - LOW OUTPUT	3.5W	336	96	DOWNLOAD
	L2 - STANDARD OUTPUT	5.25W	517	98	DOWNLOAD
	L4 - HIGH OUTPUT	8.75W	888	101	DOWNLOAD
1" DROP	L1 - LOW OUTPUT	3.5W	351	100	DOWNLOAD
	L2 - STANDARD OUTPUT	5.25W	541	103	DOWNLOAD
	L4 - HIGH OUTPUT	8.75W	930	106	DOWNLOAD
2" DROP	L1 - LOW OUTPUT	3.5W	345	99	DOWNLOAD
	L2 - STANDARD OUTPUT	5.25W	531	101	DOWNLOAD
	L4 - HIGH OUTPUT	8.75W	913	104	DOWNLOAD

MOUNTING

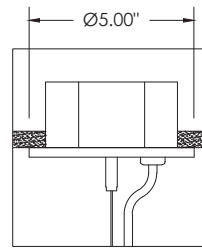
GRID POWER FEED



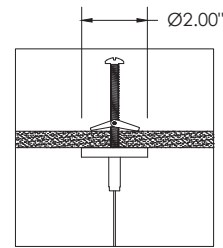
GRID NON POWER FEED



DRYWALL POWER FEED



DRYWALL NON POWER FEED

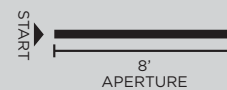


RUN CHART (Begin measurements at start of run, in a clockwise direction)

STRAIGHT (S-___')

ORDERING EXAMPLE:

3G-4PLI-D-L2-30K-120-DIM-FL-WH-60-2C-S-8'

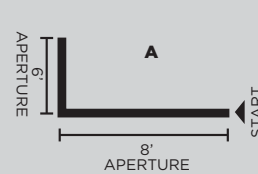


L SHAPE (L-___' x ___')

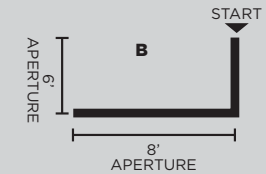
ORDERING EXAMPLE:

A - 3G-4PLI-D-L2-30K-120-DIM-FL-WH-60-2C-L-8'x6'

B - 3G-4PLI-D-L2-30K-120-DIM-FL-WH-60-2C-L-6'x8'



OR

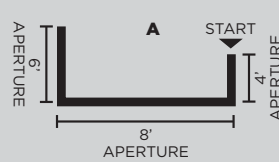


U SHAPE (U-___' x ___' x ___')

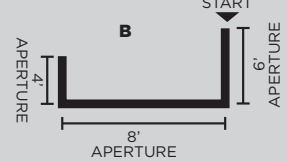
ORDERING EXAMPLE:

A - 3G-4PLI-D-L2-30K-120-DIM-FL-WH-60-2C-U-4'x8'x6'

B - 3G-4PLI-D-L2-30K-120-DIM-FL-WH-60-2C-U-6'x8'x4'



OR



RECTANGLE (R-___' x ___')

ORDERING EXAMPLE:

3G-4PLI-D-L2-30K-120-DIM-FL-WH-60-2C-R-8'x6'

