

3G LIGHTING

3G-RC4SQ

4 LIGHT SQUARE MADISON
TRIM & TRIMLESS

New construction housing

Trim fixture designed to conceal internal hardware

Trimless fixture features a proprietary aluminum mudding flange

Machined aluminum double gimbals. Adjustable and lockable

2.75" Regressed LED source for enhanced glare control

Lumen range of 1000lm to 5000lm (80+, 90+, and 97+ CRI options)

1% dimming standard with several integral driver options



ORDERING INFORMATION

PROJECT:

TYPE:

CATALOG #:

DATE:

CAT. NO	LUMEN OUTPUT	CRI	COLOR TEMP	BEAM ANGLE	VOLTAGE
3G-RC4SQ	10 - 1000 LUMENS	S80 - 80+ CRI	27K - 2700K	10D - 10° ³	UNV - 120/277V
	15 - 1500 LUMENS	H90 - 90+ CRI ²	30K - 3000K	20D - 20°	120 - 120V
	22 - 2200 LUMENS	H97 - 97+ CRI ²	35K - 3500K	40D - 40°	347 - 347V (0-10V ONLY)
	30 - 3000 LUMENS		40K - 4000K	60D - 60°	
	40 - 4000 LUMENS			90D - 90°*	
	50 - 5000 LUMENS ¹				

* 90D reflector supplied standard with lens

DRIVER	FLANGE TYPE	GIMBAL FINISH	HOUSING INTERIOR
DIM - 0-10V (STANDARD 100-1%)	WT - WHITE TRIM (STANDARD)	NG - NATURAL ALUMINUM	BK - BLACK (STANDARD)
LE - PHASE DIMMING ⁴ (TRIAC/ELV, 100-1%)	ST - SILVER TRIM	BG - BLACK	WH - WHITE
LTEA - LUTRON HI-LUME LTEA ⁴ (FWD PHASE, 100-1%)	BT - BLACK TRIM	WG - WHITE	CF - CUSTOM
DALI - DALI (eldoLED, 100-1%) ⁵	CT - CUSTOM		
DHL2 - LUTRON HI-LUME LDE1 (1% ECOSYSTEM)	XTR - TRIMLESS		

OPTIONS

- CP** - CHICAGO PLENUM
- 2C** - 2 CIRCUIT
- BH** - BAR HANGERS
- SF70** - SOFTENING LENS
- LS70** - LINEAR SPREAD
- HXB70** - BLACK HEXCELL LOUVER
- EMR** - EMERGENCY BATTERY⁶

Maximum 3 optical accessories. See optical accessories page for more options

- ¹ 5000lm option not available with phase dimming (LE/LTEA) or Lutron Hi-Lume (DHL2) option
- ² 90+ CRI available up to 4000lm. 97+ CRI in 30K and 35K as standard and available up to 3000lm
- ³ 10 degree reflector available up to 2200lm
- ⁴ Universal voltage (120/277) available up to 2200lm. Not available with "LE" Phase dimming driver option
- ⁵ DALI-2 (Type 6) provided as standard. Please consult factory for DALI (Type 8) options
- ⁶ Emergency battery installed remotely by others. Not accessible through the inside of the fixture

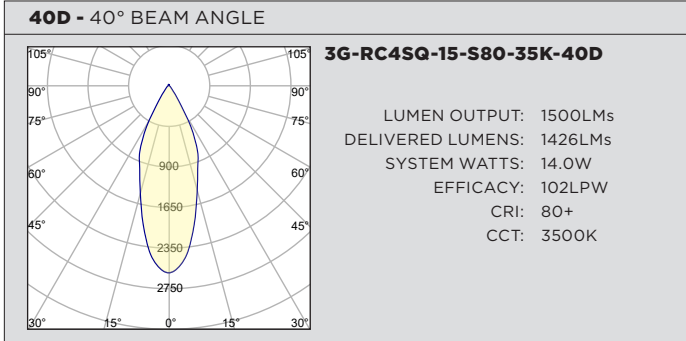
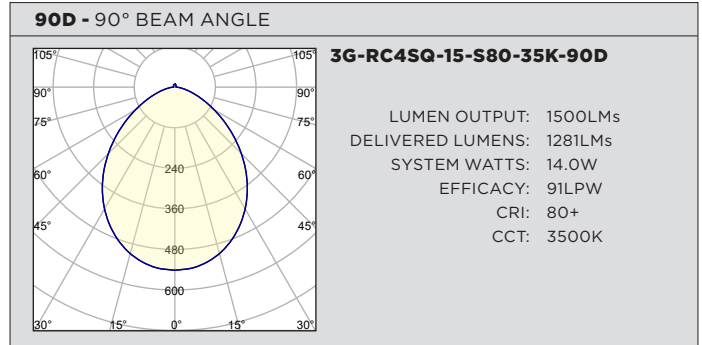
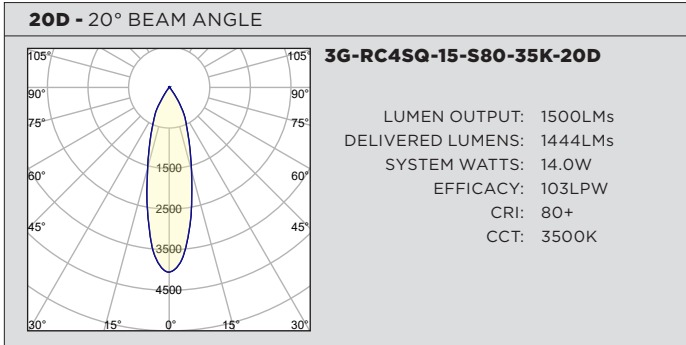
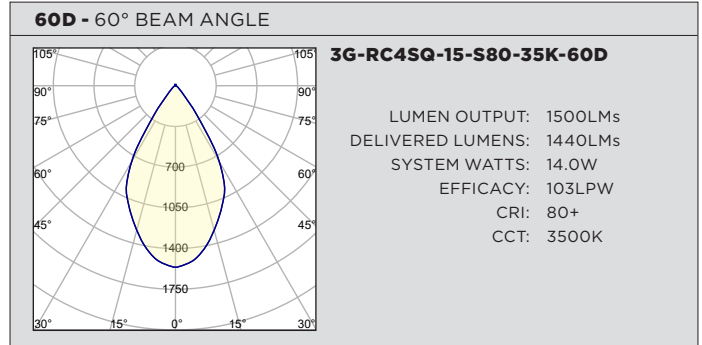
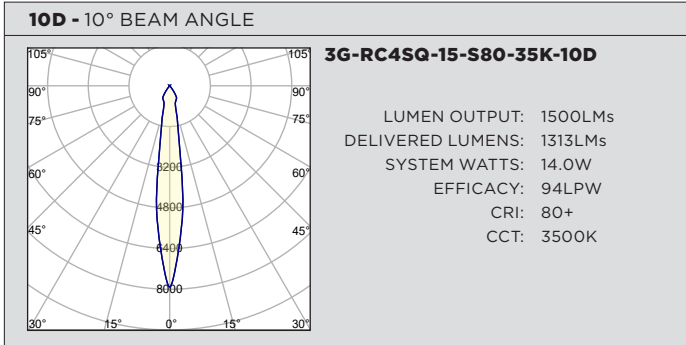
SEPTEMBER 14, 2020

PERFORMANCE CHART BASED ON 20° BEAM AND 3500K SOURCE (PER FIXTURE HEAD)

LUMEN OUTPUT	80+ CRI			90+ CRI			97+ CRI		
	DELIVERED LUMENS	SYSTEM WATTS	EFFICACY (LPW)	DELIVERED LUMENS	SYSTEM WATTS	EFFICACY (LPW)	DELIVERED LUMENS	SYSTEM WATTS	EFFICACY (LPW)
1000LMs	1080	10.3	105	951	10.3	92	886	10.3	86
1500LMs	1444	14.0	103	1271	14	91	1184	14	85
2200LMs	2089	22.0	95	1838	22	84	1713	22	78
3000LMs	2815	31.3	90	2477	31.3	79	2308	31.3	74
4000LMs	3958	43.0	92	3483	43	81	N/A	N/A	N/A
5000LMs	4207	47.3	89	N/A	N/A	N/A	N/A	N/A	N/A

LUMEN OUTPUT ADJUSTMENT FACTORS	CCT	Multiplier
	2700K	0.945
	3000K	0.985
	3500K	1.00
	4000K	1.01

PHOTOMETRY (PER FIXTURE HEAD)



TECHNICAL**HOUSING**

New construction housing fabricated in cold rolled steel. Standard black powder coated finish
Maximum ceiling thickness of 1". Consult factory for modifications
All housing options designed to be easily converted in field to trim or trimless with minimal components
Housings are rated for #12 AWG, (4 in, 4 out), 90°C conductors and through branch wiring

TRIM

Features a 3/4" removable trim assembly designed to conceal inner hardware

TRIMLESS

Aluminum mudding flange features a unique reveal that emulates drywall
Integral aluminum blocking support provided to ensure fixture is properly secured within ceiling structure

ADJUSTABILITY

Solid aluminum double gimbal with dual axis adjustability
Each double gimbal can be locked in place

OPTICS

Regressed LED source for enhanced glare control
Proprietary anodized, aluminum reflectors are field replaceable (10° reflector not interchangeable)
Available in 10°, 20°, 40°, 60° and 90°

ELECTRICAL

Standard 0-10V, constant current drivers with 100-1% dimming range and >0.9 power factor
Standard 120/277V universal voltage drivers. Optional 347V, 0-10V drivers
120V Forward Phase/Reverse Phase driver option with 100-1% dimming range
eldoLED 0-10V driver option available with 100-0.01% dimming range
eldoLED DALI and Lutron EcoSystem driver options available with 100-1% dimming range
DMX driver option available with 100-0% dimming range
All drivers are integral and easily accessible through fixture aperture
Emergency Battery: 90 minutes

LED SYSTEM

Citizen LED module (field replaceable)
Color consistency <2 SDCM
Standard (80+ CRI). Optional (90+ and 97+ CRI)
Available in 27K, 30K, 35K, and 40K
L90 >50,000 hours
5 Year Warranty

MOUNTING

Trim fixture designed for use in drywall, wood, acoustic ceiling tiles, and other architectural ceiling materials
Trimless fixture designed for use in drywall, mud-in ceiling applications
Butterfly brackets compatible with 1/2" x 1/2" channel, 1/2", 5/8", 3/4" bar hanger, 1/2" EMT, and furring strips (supplied by others)

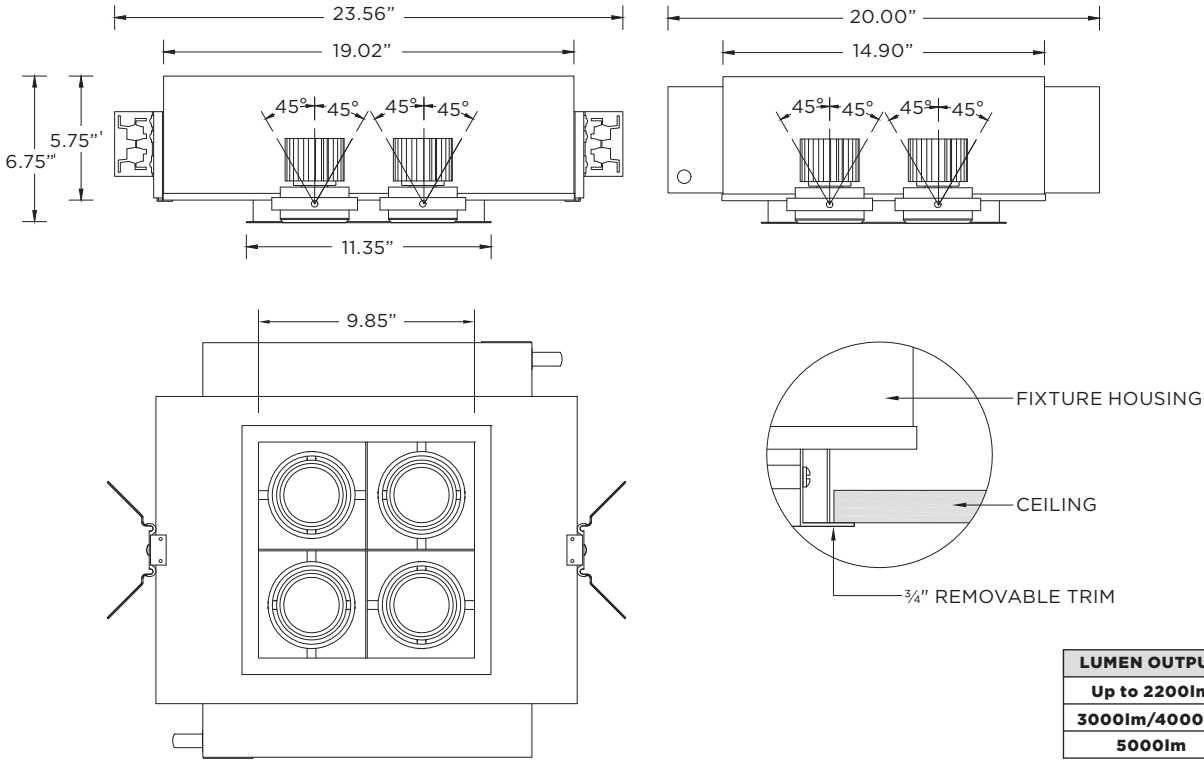
LISTING

ETL listed and tested to cUL standards. Suitable for dry and damp locations

WARRANTY

5 Year Warranty on LED and drivers
Manufacturer 1 Year Warranty for defects in material and workmanship under normal use
Ambient temperature at fixture should not exceed 25°C

TRIM HOUSING



TRIMLESS HOUSING

