

3G LIGHTING

3G-PIN4

4 LIGHT MADISON INFORMA
PENDANT MOUNTED
DYNAMIC WHITE

Extruded aluminum frame with fabricated mitered corners
Standard clear etched and black etched anodized finishes
Machined aluminum double gimbals. Adjustable and lockable
Regressed LED source for enhanced glare control
Dim to Warm and Tunable White LED options up to 2000lm (90+ CRI)
1% dimming standard with several integral driver options



3GD 3GT

ORDERING INFORMATION

PROJECT:	<input type="text"/>	TYPE:	<input type="text"/>
CATALOG #:	<input type="text"/>	DATE:	<input type="text"/>

CAT. NO	LED SOURCE	LUMEN OUTPUT	CRI	BEAM ANGLE	VOLTAGE
3G-PIN4	DW - DIM TO WARM (1800-3000K)	08 - 800 LUMENS 12 - 1200 LUMENS	H90 - 90+ CRI	10D - 10° ² 20D - 20° 40D - 40° 60D - 60° 90D - 90°*	UNV - 120/277V 120 - 120V 347 - 347V (0-10V ONLY)
	TW - TUNABLE WHITE ¹ (2700K-6500K)	20 - 2000 LUMENS			

* 90D reflector supplied standard with lens

DRIVER	GIMBAL FINISH	HOUSING	CABLE LENGTH
DIM - 0-10V (STANDARD 100-1%) LE - PHASE DIMMING ³ (TRIAC/ELV, 100-1%) LTEA - LUTRON HI-LUME LTEA ³ (FWD PHASE, 100-1%) D01 - 0-10V (eldoLED, 100-0.1%) ¹ DALI - DALI (eldoLED, 100-1%) ¹ DHL2 - LUTRON HI-LUME LDE1 (1% ECOSYSTEM) DMX - DMX (eldoLED, 100-0%) ¹	NG - NATURAL (STANDARD) BG - BLACK	AN - ANODIZED BK - BLACK CF - CUSTOM	60" - 60" (STANDARD) 120" - 120"

OPTIONS

2C - 2 CIRCUIT
SF70 - SOFTENING LENS
LS70 - LINEAR SPREAD
HXB70 - BLACK HEXCELL LOUVER

Maximum 3 optical accessories

- ¹ Tunable White option available with D01, DALI and DMX drivers
² 10D reflector available with 800 lumen output only
³ Forward Phase, Forward Phase/Reverse Phase drivers available in 120V only

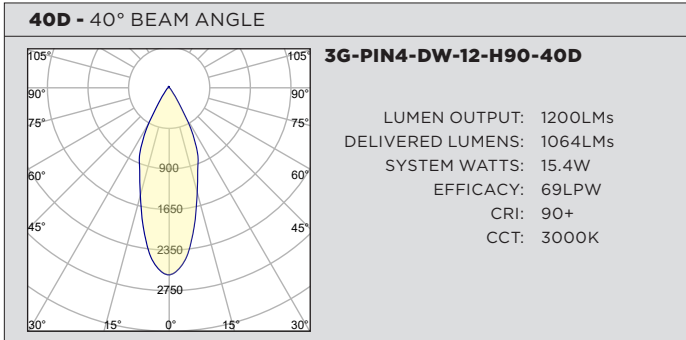
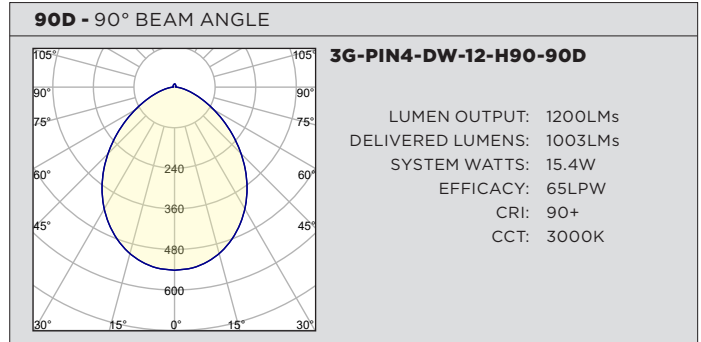
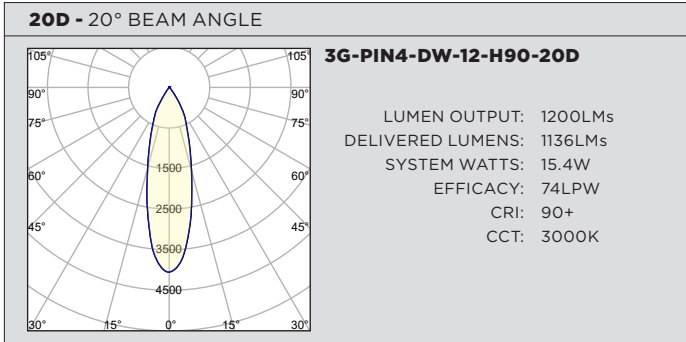
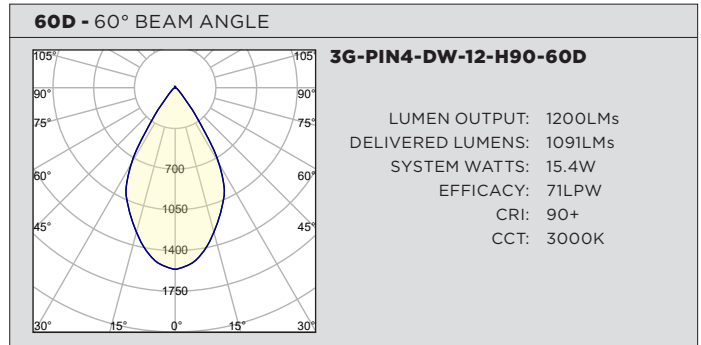
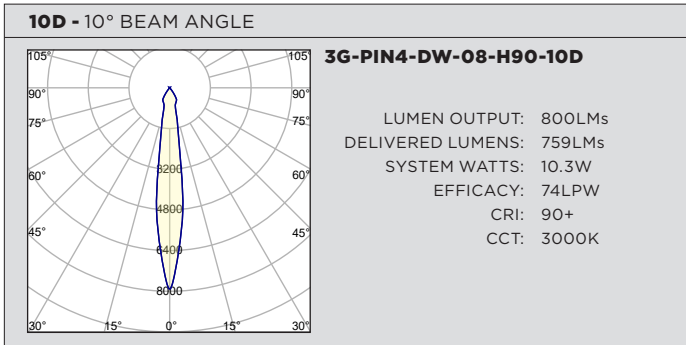
3GD - Warm Dim
3GT - Tunable White

JUNE 22, 2020

PERFORMANCE CHART BASED ON 20° BEAM AND 3000K SOURCE (PER FIXTURE HEAD)

DIM TO WARM LUMEN OUTPUT	90+ CRI (3000K)		
	DELIVERED LUMENS	SYSTEM WATTS	EFFICACY (LPW)
800LMs	N/A	N/A	N/A
1200LMs	1136	15.4	74
2000LMs	1593	23.2	69

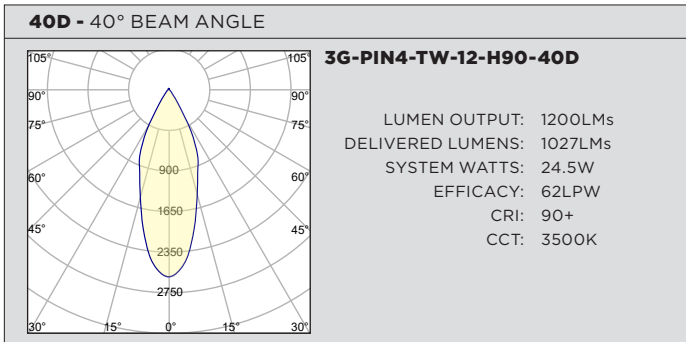
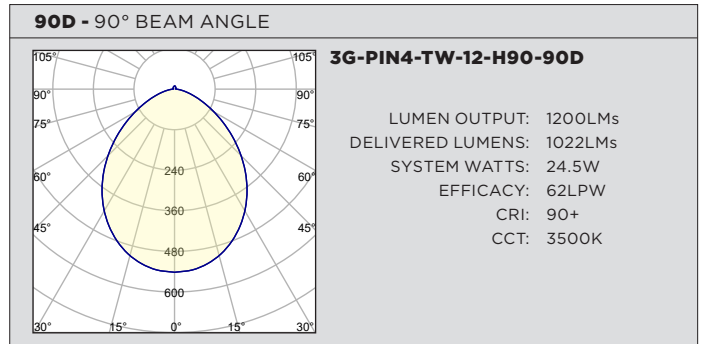
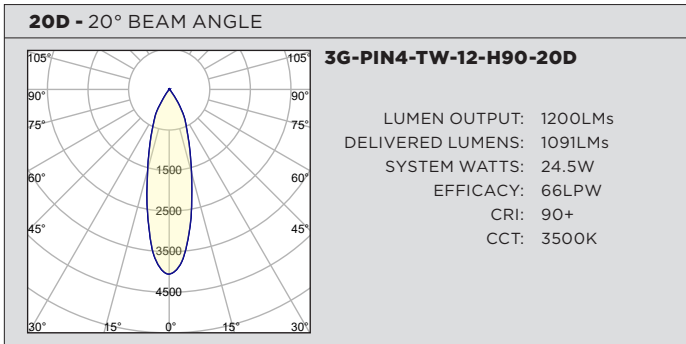
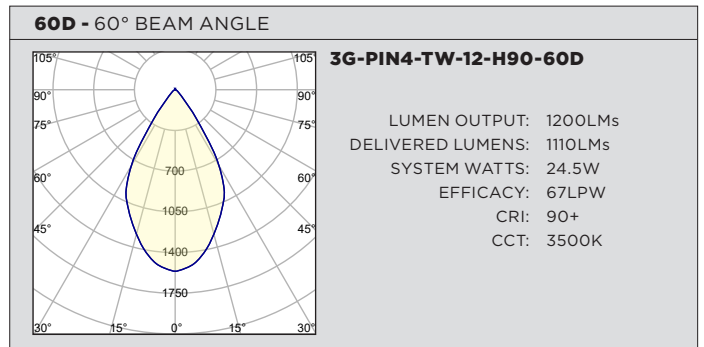
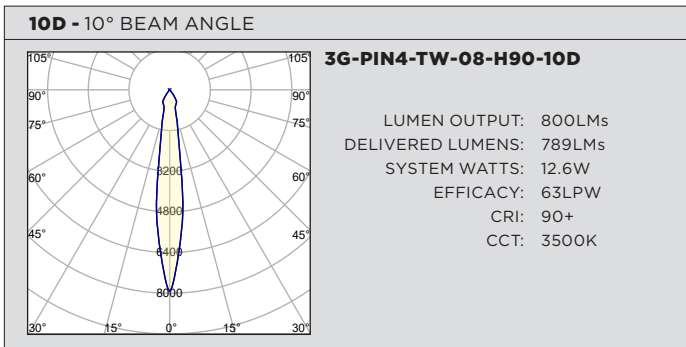
PHOTOMETRY (PER FIXTURE HEAD)



PERFORMANCE CHART BASED ON 20° BEAM (PER FIXTURE HEAD)

TUNABLE WHITE LUMEN OUTPUT	90+ CRI (2700K)			90+ CRI (3500K)			90+ CRI (6500K)		
	DELIVERED LUMENS	SYSTEM WATTS	EFFICACY (LPW)	DELIVERED LUMENS	SYSTEM WATTS	EFFICACY (LPW)	DELIVERED LUMENS	SYSTEM WATTS	EFFICACY (LPW)
800LMs	N/A	N/A	N/A	N/A	N/A	N/A	N/A	N/A	N/A
1200LMs	1066	16.6	64	1091	16.6	66	1221	16.6	74
2000LMs	1491	24.5	61	1561	24.5	64	1684	24.5	69

PHOTOMETRY (PER FIXTURE HEAD)



TECHNICAL**HOUSING**

Extruded aluminum frame with fabricated mitered corners
Standard clear etched anodized finish with black anodized option
Electrical enclosures fabricated in steel. Standard matte silver powder coated finish
Modified and custom configurations available

ADJUSTABILITY

Solid machined aluminum double gimbal with dual axis adjustability
Each double gimbal can be locked in place

OPTICS

Regressed LED source for enhanced glare control
Proprietary anodized, aluminum reflectors are field replaceable (10° reflector not interchangeable)
Available in 10°, 20°, 40°, 60° and 90°

ELECTRICAL

Standard 0-10V, constant current drivers with 100-1% dimming range and >0.9 power factor
Standard 120/277V universal voltage drivers. Optional 347V, 0-10V drivers
120V Forward Phase/Reverse Phase driver option with 100-1% dimming range
eldoLED 0-10V driver option available with 100-0.01% dimming range
eldoLED DALI and Lutron EcoSystem driver options available with 100-1% dimming range
DMX driver option available with 100-0% dimming range
All drivers are integral and easily accessible through the top of the fixture housing

LED SYSTEM

Bridgelux LED module (field replaceable)
Color consistency <3 SDCM
Standard 90+ CRI
Dim to Warm (1800K-3000K)
Tunable White (2700K-6500K)
L70 >50,000 hours
5 Year Warranty

MOUNTING

Aircraft cable suspension with adjustable locking fasteners
Suitable for various ceiling applications (see mounting details)
Suitable for various grid ceiling applications (see mounting details)
All mounting canopies provided in white finish as standard

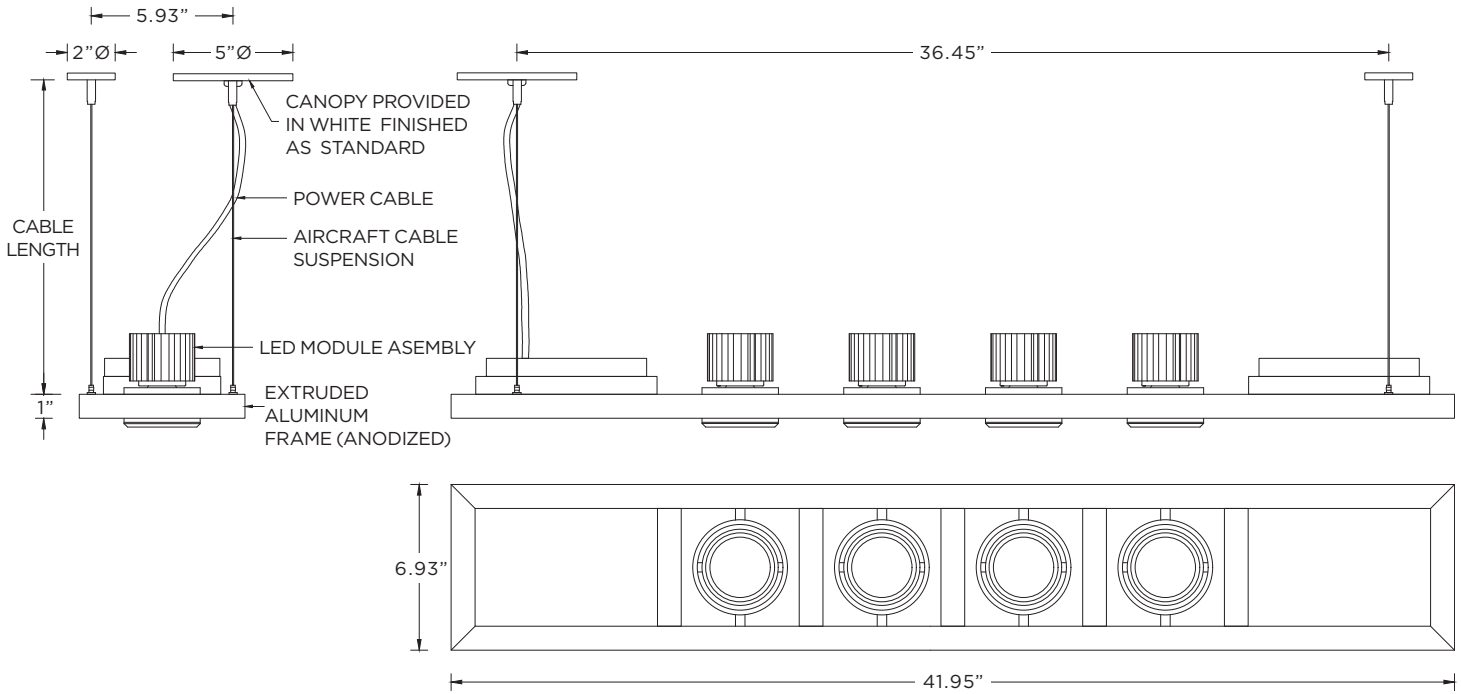
LISTING

ETL listed and tested to UL standards. Suitable for dry and damp locations

WARRANTY

5 Year Warranty on LED and drivers
Manufacturer 1 Year Warranty for defects in material and workmanship under normal use
Ambient temperature at fixture should not exceed 25°C

DRAWINGS AND DIMENSIONS



MOUNTING DETAILS

