



3G-PIN4SQ

4 LIGHT SQUARE MADISON INFORMA
PENDANT MOUNTED

Extruded aluminum frame with fabricated mitered corners
Standard clear etched and black etched anodized finishes
Machined aluminum double gimbals. Adjustable and lockable
2.75" Regressed LED source for enhanced glare control
Lumen range of 1000lm to 5000lm (80+, 90+, and 97+ CRI options)
1% dimming standard with several integral driver options



ORDERING INFORMATION

PROJECT:	<input type="text"/>	TYPE:	<input type="text"/>
CATALOG #:	<input type="text"/>	DATE:	<input type="text"/>

CAT. NO	LUMEN OUTPUT	CRI	COLOR TEMP	BEAM ANGLE	VOLTAGE
3G-PIN4SQ	10 - 1000 LUMENS	S80 - 80+ CRI	27K - 2700K	10D - 10° ³	UNV - 120/277V
	15 - 1500 LUMENS	H90 - 90+ CRI ²	30K - 3000K	20D - 20°	120 - 120V
	22 - 2200 LUMENS	H97 - 97+ CRI ²	35K - 3500K	40D - 40°	347 - 347V (0-10V ONLY)
	30 - 3000 LUMENS		40K - 4000K	60D - 60°	
	40 - 4000 LUMENS			90D - 90°*	
	50 - 5000 LUMENS ¹				

* 90D reflector supplied standard with lens

DRIVER	GIMBAL FINISH	FRAME FINISH	CABLE LENGTH
DIM - 0-10V (STANDARD 100-1%)	NG - NATURAL (STANDARD)	AN - ANODIZED	60" - 60" (STANDARD)
LE - PHASE DIMMING ⁴ (TRIAC/ELV, 100-1%)	BG - BLACK	BK - BLACK	120" - 120"
D01 - 0-10V (eldoLED, 100-0.1%)		CF - CUSTOM	
DALI - DALI (eldoLED, 100-1%) ⁵			
DHL2 - LUTRON HI-LUME LDE1 (1% ECOSYSTEM)			
DMX - DMX (eldoLED, 100-0%)			

OPTIONS

- 2C** - 2 CIRCUIT
- SF70** - SOFTENING LENS
- LS70** - LINEAR SPREAD
- HXB70** - BLACK HEXCELL LOUVER

Maximum 3 optical accessories. See optical accessories page for more options

¹ 5000lm option not available with phase dimming (LE) or Lutron Hi-Lume (DHL2) option
² 90+ CRI available up to 4000lm. 97+ CRI in 30K and 35K as standard and available up to 3000lm
³ 10 degree reflector available up to 2200lm
⁴ Forward Phase/Reverse Phase driver available in 120V only
⁵ DALI-2 (Type 6) provided as standard. Please consult factory for DALI (Type 8) options

SEPTEMBER 15, 2020

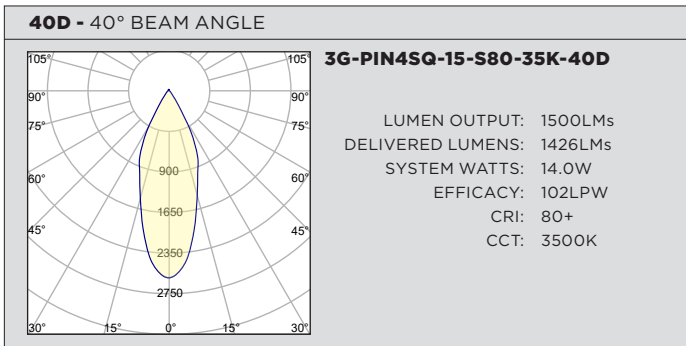
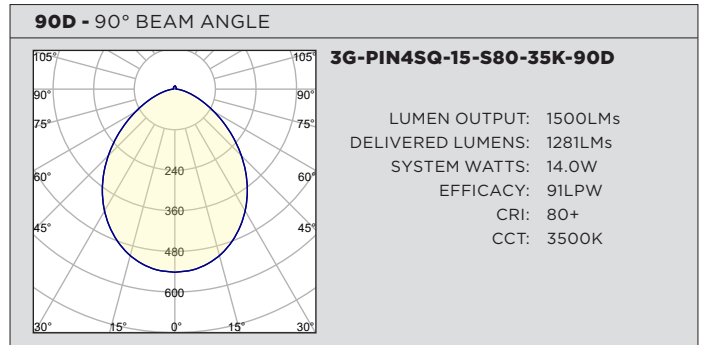
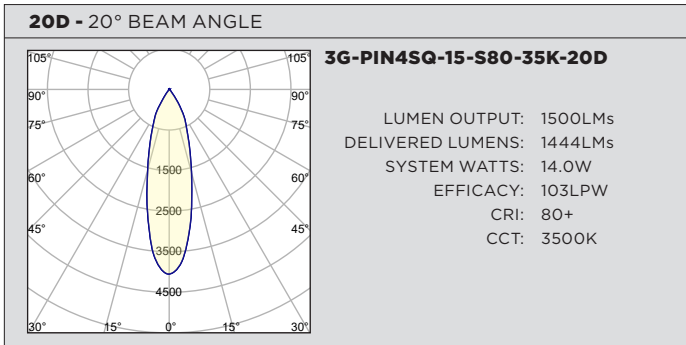
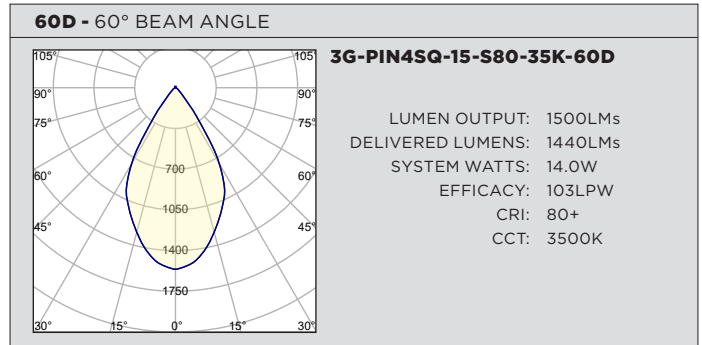
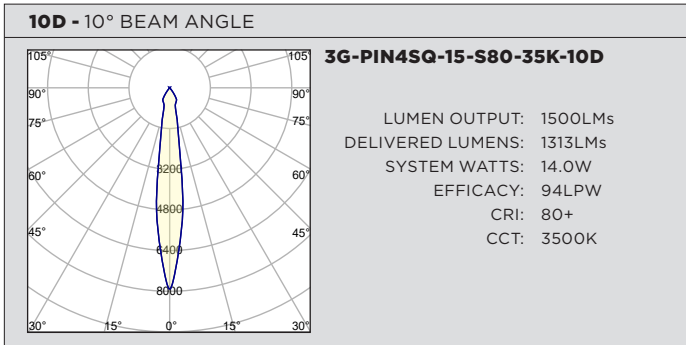


PERFORMANCE CHART BASED ON 20° BEAM AND 3500K SOURCE (PER FIXTURE HEAD)

LUMEN OUTPUT	80+ CRI			90+ CRI			97+ CRI		
	DELIVERED LUMENS	SYSTEM WATTS	EFFICACY (LPW)	DELIVERED LUMENS	SYSTEM WATTS	EFFICACY (LPW)	DELIVERED LUMENS	SYSTEM WATTS	EFFICACY (LPW)
1000LMs	1080	10.3	105	951	10.3	92	886	10.3	86
1500LMs	1444	14.0	103	1271	14	91	1184	14	85
2200LMs	2089	22.0	95	1838	22	84	1713	22	78
3000LMs	2815	31.3	90	2477	31.3	79	2308	31.3	74
4000LMs	3958	43.0	92	3483	43	81	N/A	N/A	N/A
5000LMs	4207	47.3	89	N/A	N/A	N/A	N/A	N/A	N/A

LUMEN OUTPUT ADJUSTMENT FACTORS	CCT	Multiplier
	2700K	0.945
	3000K	0.985
	3500K	1.00
	4000K	1.01

PHOTOMETRY (PER FIXTURE HEAD)



TECHNICAL**HOUSING**

Extruded aluminum frame with fabricated mitered corners
Standard clear etched anodized finish with black anodized option
Electrical enclosures fabricated in steel. Standard matte silver powder coated finish
Modified and custom configurations available

ADJUSTABILITY

Solid machined aluminum double gimbal with dual axis adjustability
Each double gimbal can be locked in place

OPTICS

Regressed LED source for enhanced glare control
Proprietary anodized, aluminum reflectors are field replaceable (10° reflector not interchangeable)
Available in 10°, 20°, 40°, 60° and 90°

ELECTRICAL

Standard 0-10V, constant current drivers with 100-1% dimming range and >0.9 power factor
Standard 120/277V universal voltage drivers. Optional 347V, 0-10V drivers
120V Forward Phase/Reverse Phase driver option with 100-1% dimming range
eldoLED 0-10V driver option available with 100-0.01% dimming range
eldoLED DALI and Lutron EcoSystem driver options available with 100-1% dimming range
DMX driver option available with 100-0% dimming range
All drivers are integral and easily accessible through the top of the fixture housing

LED SYSTEM

Citizen LED module (field replaceable)
Color consistency <2 SDCM
Standard (80+ CRI). Optional (90+ and 97+ CRI)
Available in 27K, 30K, 35K, and 40K
L90 >50,000 hours
5 Year Warranty

MOUNTING

Aircraft cable suspension with adjustable locking fasteners
Suitable for various ceiling applications (see mounting details)
Suitable for various grid ceiling applications (see mounting details)
All mounting canopies provided in white finish as standard

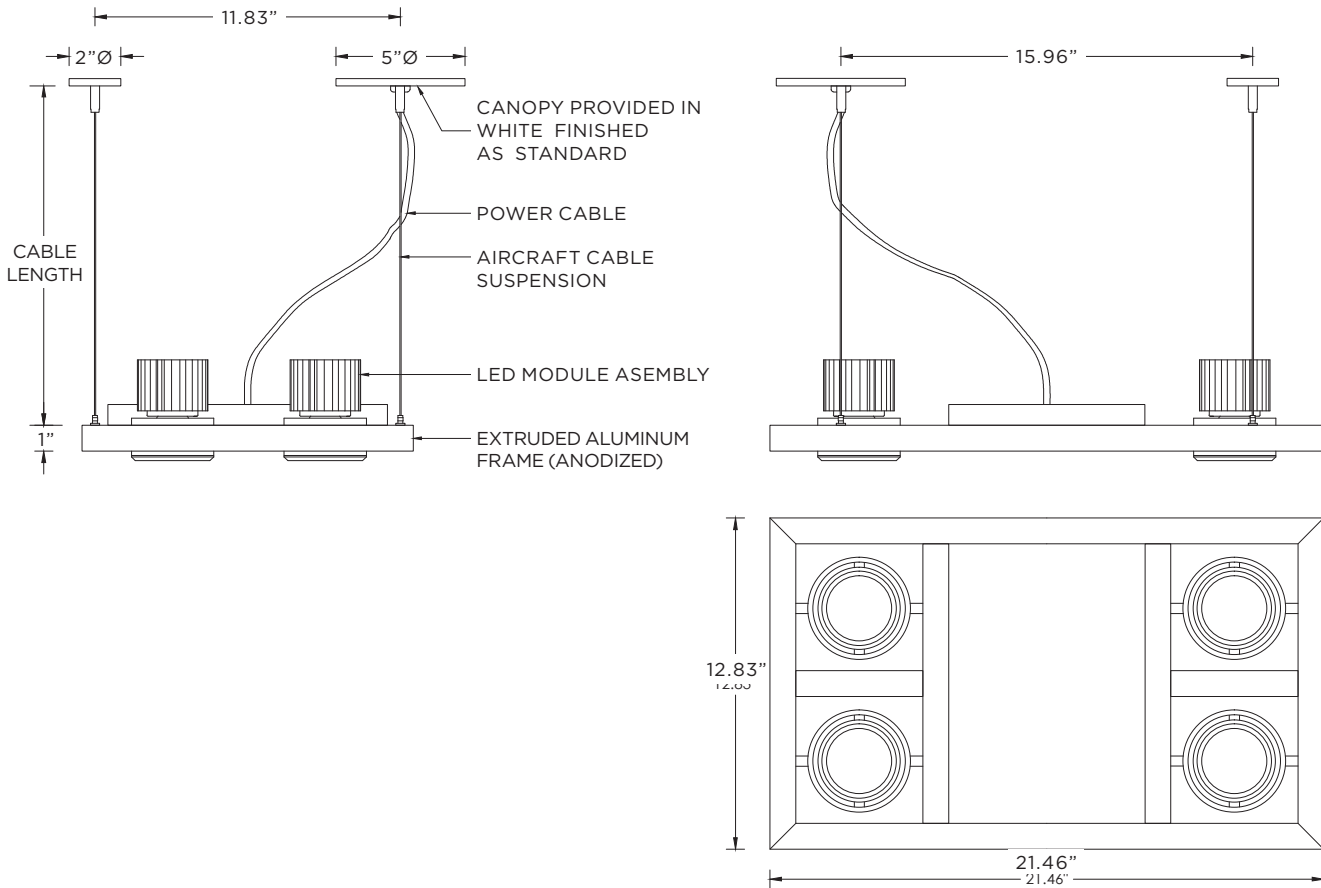
LISTING

ETL listed and tested to UL standards. Suitable for dry and damp locations

WARRANTY

5 Year Warranty on LED and drivers
Manufacturer 1 Year Warranty for defects in material and workmanship under normal use
Ambient temperature at fixture should not exceed 25°C

DRAWINGS AND DIMENSIONS



MOUNTING DETAILS

