

3G LIGHTING

3G-PCL45R

4.5" DIAMETER CYLINDER
PENDANT MOUNTED

4.5" diameter high performance cylinder
Companion to 3G-DL45R series downlight family
Extruded aluminum housing with powder coated finish
Twist and lock construction and no visible hardware
Regressed LED source for enhanced glare control
Lumen range up to 4000lm (80+, 90+, and 97+ CRI options)
1% dimming standard with several integral driver options



ORDERING INFORMATION

PROJECT:	<input type="text"/>	TYPE:	<input type="text"/>
CATALOG #:	<input type="text"/>	DATE:	<input type="text"/>

CAT. NO	LUMEN OUTPUT	CRI	COLOR TEMP	BEAM ANGLE	VOLTAGE
3G-PCL45R	10 - 1000 LUMENS	S80 - 80+ CRI	27K - 2700K	10D - 10° ²	UNV - 120/277V
	15 - 1500 LUMENS	H90 - 90+ CRI	30K - 3000K	20D - 20°	120 - 120V
	22 - 2200 LUMENS	H97 - 97+ CRI ¹	35K - 3500K	40D - 40°	347 - 347V (0-10V ONLY)
	30 - 3000 LUMENS		40K - 4000K	60D - 60°	
	40 - 4000 LUMENS			90D - 90°*	

* 90D reflector supplied standard with lens

DRIVER	CYLINDER FINISH	CANOPY FINISH	SUSPENSION TYPE
DIM - 0-10V (STANDARD 100-1%)	WH - WHITE (STANDARD)	WCN - WHITE (STANDARD)	WC - WHITE CABLE
LE - PHASE DIMMING ³ (TRIAC/ELV, 100-1%)	BK - BLACK	BCN - BLACK	BC - BLACK CABLE
LTEA - LUTRON HI-LUME LTEA ³ (FWD PHASE, 100-1%)	SV - SILVER	SCN - SILVER	CC - CLEAR CABLE
D01 - 0-10V (eidoLED, 100-0.1%) ⁵	CF - CUSTOM RAL COLOR		RSW - WHITE RIGID STEM
DALI - DALI (eidoLED, 100-1%) ^{4,5}			RSB - BLACK RIGID STEM
DHL2 - LUTRON HI-LUME LDE1 (1% ECOSYSTEM)			RSS - SILVER RIGID STEM
DMX - DMX (eidoLED, 100-0%) ⁵			RSC - CUSTOM RAL STEM

SUSPENSION LENGTH	OPTIONS
C60 - 60" CABLE	HXB70 - BLACK HEXCELL LOUVER
C120 - 120" CABLE	LS70 - LINEAR SPREAD
S48 - 48" STEM	SB70 - SANDBLASTED LENS
S96 - 96" STEM	SF70 - SOFTENING LENS
All suspension options are field cuttable	Maximum 1 optical accessory

¹ 97+ CRI available up to 3000lm. Available in 30K and 35K as standard
² 10D reflector available up to 2200lm
³ Phase dimming options available in 120V only
⁴ DALI-2 (Type 6) provided as standard. Consult factory for DALI Type 8 option
⁵ 4000lm option not available with D01, DALI, and DMX driver options

SEPTEMBER 23, 2020

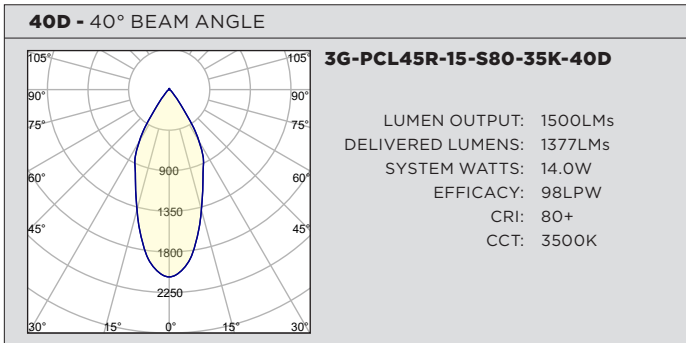
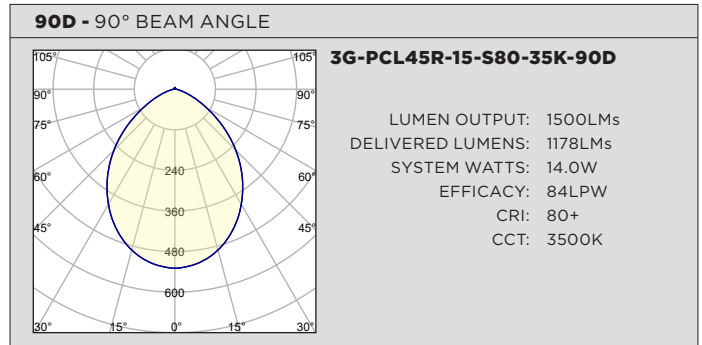
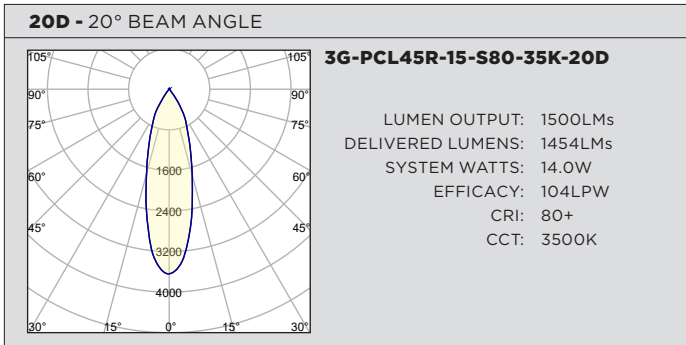
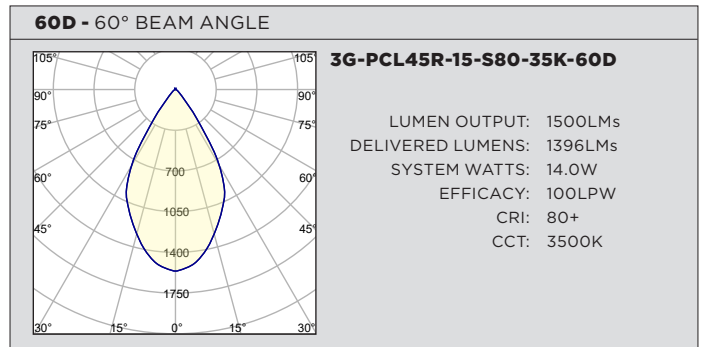
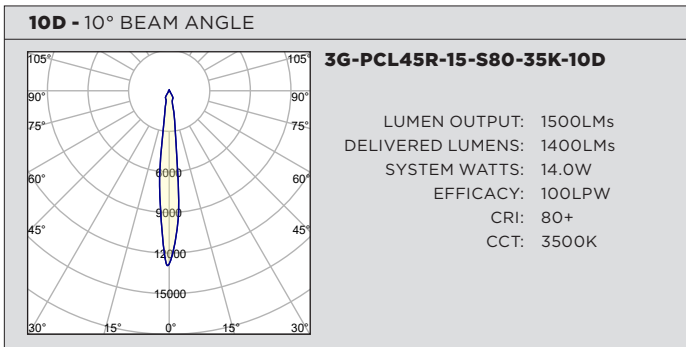


PERFORMANCE CHART BASED ON 20° BEAM ANGLE AND 3500K SOURCE

LUMEN OUTPUT	80+ CRI			90+ CRI			97+ CRI		
	DELIVERED LUMENS	SYSTEM WATTS	EFFICACY (LPW)	DELIVERED LUMENS	SYSTEM WATTS	EFFICACY (LPW)	DELIVERED LUMENS	SYSTEM WATTS	EFFICACY (LPW)
1000LMs	1080	10.3	105	950	10.3	92	886	10.3	86
1500LMs	1454	14.0	104	1279	14.0	91	1192	14	85
2200LMs	2156	22.0	98	1898	22.0	86	1768	22	80
3000LMs	2634	31.0	85	2318	31.0	75	2160	31	70
4000LMs	3848	43.0	89	3386	43.0	79	N/A	N/A	N/A

LUMEN OUTPUT ADJUSTMENT FACTORS	CCT	Multiplier
	2700K	0.945
	3000K	0.985
	3500K	1.00
	4000K	1.01

PHOTOMETRY



TECHNICAL**HOUSING**

Extruded aluminum housing with powder coated finish
Twist and lock construction with no visible hardware

BEVELED INSERT

4.5" aperture with regressed LED source for enhanced glare control
Twist and lock construction with no visible hardware

OPTICS

Proprietary anodized, aluminum reflectors are field replaceable (10° reflector not interchangeable)
Available in 10°, 20°, 40°, 60° and 90°

ELECTRICAL

Standard 0-10V, constant current drivers with 100-1% dimming range and >0.9 power factor
Standard 120/277V universal voltage drivers. Optional 347V, 0-10V drivers
120V Forward Phase/Reverse Phase driver option with 100-1% dimming range
eldoLED 0-10V driver option available with 100-0.01% dimming range
eldoLED DALI and Lutron EcoSystem driver options available with 100-1% dimming range
DMX driver option available with 100-0% dimming range
All drivers are integral and easily accessible through fixture aperture

LED SYSTEM

Citizen LED module (field replaceable)
Color consistency <2 SDCM
Standard (80+ CRI). Optional (90+ and 97+ CRI)
Available in 27K, 30K, 35K, and 40K
L90 >50,000 hours
5 Year Warranty

MOUNTING

1/2" diameter rigid stem option with sloped ceiling adapter (field cuttable)
Adjustable aircraft cable option with power cable
All hardware included for mounting to 4" octagonal junction box
Canopy provided in white finish as standard

LISTING

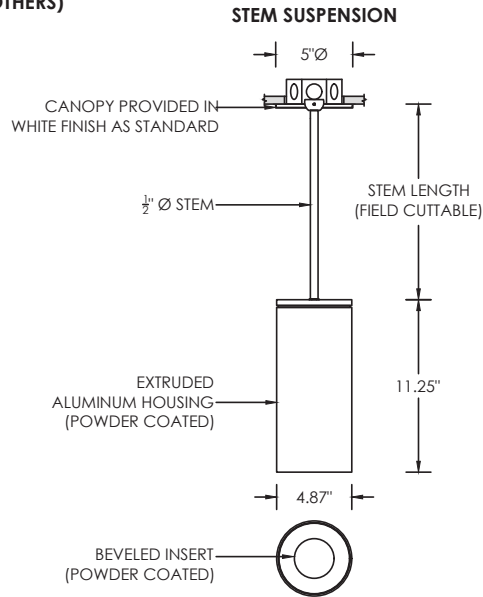
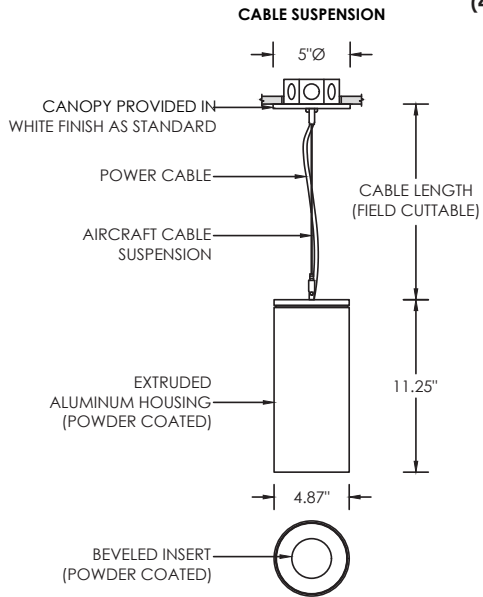
ETL listed and tested to cUL standards. Suitable for dry and damp locations

WARRANTY

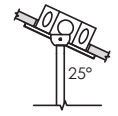
5 Year Warranty on LED and drivers
Manufacturer 1 Year Warranty for defects in material and workmanship under normal use
Ambient temperature at fixture should not exceed 25°C

DRAWINGS AND DIMENSIONS

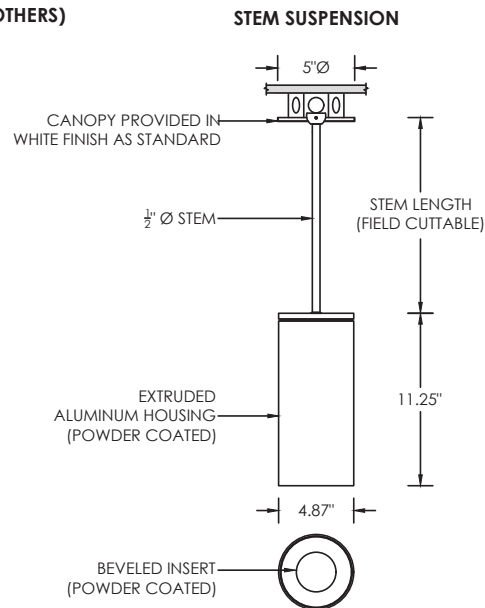
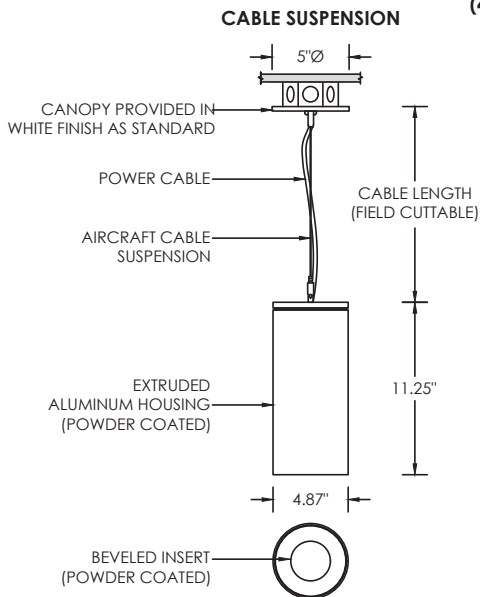
**RECESSED J-BOX
(4" OCTAGONAL BY OTHERS)**



SUITABLE FOR SLOPED CEILING



**SURFACE MOUNTED J-BOX
(4" OCTAGONAL BY OTHERS)**



SUITABLE FOR SLOPED CEILING

