




## 3G-RMZ12

12 LIGHT MINI ZOIE  
TRIM & TRIMLESS



12 Light high performance mini downlight with 1.14" apertures  
Features matte black or matte white multi-faceted louvers  
Regressed LED source with enhanced glare control, UGR <16  
Shallow housing standard along with remodel housing option  
Standard integral drivers and remote driver options with 1% dimming

### ORDERING INFORMATION

<b>PROJECT:</b>	<input type="text"/>	<b>TYPE:</b>	<input type="text"/>
<b>CATALOG #:</b>	<input type="text"/>	<b>DATE:</b>	<input type="text"/>

CAT. NO	LUMEN OUTPUT	CRI	COLOR TEMP	BEAM ANGLE	VOLTAGE
<b>3G-RMZ12</b>	<b>L12</b> - 1200 LUMENS	<b>H90</b> - 90+CRI	<b>27K</b> - 2700K	<b>33D</b> - 33°	<b>UNV</b> - 120/277V <b>120</b> - 120V <b>347</b> - 347V (REMOTE 0-10V ONLY)
	<b>L24</b> - 2400 LUMENS		<b>30K</b> - 3000K	<b>50D</b> - 50°	
			<b>35K</b> - 3500K		
	Lumen output based on 35K. See performance chart for additional info				

DRIVER	FLANGE TYPE	LOUVER FINISH	HOUSING TYPE
<b>DIM</b> - INTEGRAL 0-10V (100-1%)	<b>WT</b> - WHITE TRIM <b>BT</b> - BLACK TRIM <b>XTR</b> - TRIMLESS	<b>BLV</b> - BLACK <b>WLW</b> - WHITE	<b>SH</b> - SHALLOW HOUSING (INTEGRAL DRIVER)
<b>LE</b> - INTEGRAL PHASE DIMMING <sup>1</sup> (TRIAC/ELV, 100-1%)			<b>SHRM</b> - SHALLOW HOUSING & REMOTE DRIVER OPTION
<b>DHL2</b> - INTEGRAL LUTRON HI-LUME LDE (1% ECOSYSTEM)			<b>RMD</b> - REMODEL FIXTURE WITH ENCLOSURE (INTEGRAL DRIVER)
<b>DALI</b> - INTEGRAL DALI (100-1%) <sup>2</sup>			<b>RMDRM</b> - REMODEL FIXTURE & REMOTE DRIVER OPTION
<b>DO1</b> - INTEGRAL 0-10V (100-0.1%)			
<b>RDIM</b> - REMOTE 0-10V (100-1%)			
<b>RLTEA</b> - REMOTE LUTRON FWD PHASE <sup>1</sup> (2-WIRE, 100-1%)			
<b>RDHL2</b> - REMOTE LUTRON HI-LUME PREMIER (1% ECOSYSTEM)			
<b>RDALI</b> - REMOTE DALI (100-0.1%) <sup>2</sup>			
<b>RD01</b> - REMOTE 0-10V (100-0.1%)			
Shallow Housing is IC Rated			

OPTIONS
<b>CP</b> - CHICAGO PLENUM

<sup>1</sup> Forward Phase/Reverse Phase driver available in 120V only  
<sup>2</sup> DALI-2 (Type 6) provided as standard. Please consult factory for DALI (Type 8) options

MAY 18, 2022



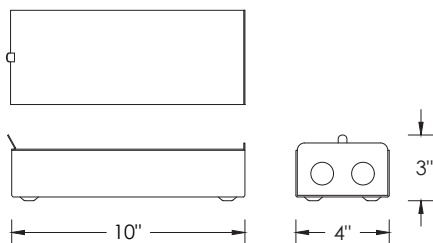
### PERFORMANCE CHART BASED ON 33° 95+CRI AND 3500K SOURCE

LUMEN OUTPUT	COLOR TEMP	TOTAL DELIVERED LUMENS	SYSTEM WATTS	EFFICACY (LPW)
1200 LUMENS	27K	1272	15.2	84
	30K	1355	15.2	89
	35K	1371	15.2	90
2400 LUMENS	27K	2161	28.5	76
	30K	2250	28.5	79
	35K	2283	28.5	80

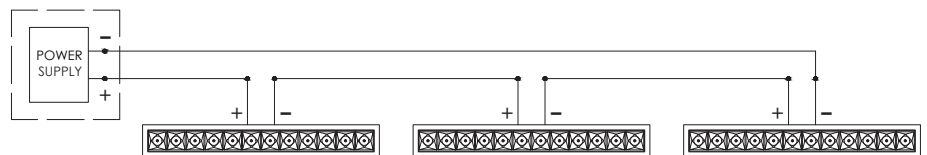
### REMOTE POWER SUPPLY OPTIONS

3G DRIVER CODE	DIMMING METHOD	DIMMING RANGE	VOLTAGE	MAX. DISTANCE	3G-RMZ1 (2.4W)	3G-RMZ2 (4.8W)	3G-RMZ4 (9.6W)	3G-RMZ8 (19.2W)	3G-RMZ12 (28.5W)
RDIM	0-10V ELDOLED	100-1%	120-277V	100ft (12 AWG)	1 to 16	1 to 8	1 to 4	1 to 2	1
RD347	0-10V	100-1%	347V	100ft (12 AWG)	3 to 16	2 to 8	1 to 4	1 to 2	1
RDHLP	LUTRON HI-LUME PREMIER ECOSYSTEM	100-0.1%	120-277V	100ft (12 AWG)	5 to 16	3 to 8	2 to 4	1 to 2	1
RDALI	DALI ELDOLED	100-1%	120-277V	100ft (12 AWG)	1 to 16	1 to 8	1 to 4	1 to 2	1
RLTEA	FORWARD PHASE	100-1%	120V	100ft (12 AWG)	5 to 12	3 to 6	2 to 3	1	1
RD01	0-10V ELDOLED	100-0.1%	120-277V	100ft (12 AWG)	1 to 16	1 to 8	1 to 4	1 to 2	1

### REMOTE POWER SUPPLY ENCLOSURE



### WIRING DIAGRAM



Multiple Zoie fixtures must be connected in series

**TECHNICAL****HOUSING**

IC rated shallow housing, and Chicago Plenum housing options available  
Remodel housing available (Remote Driver required for Lutron EcoSystem and eldoLED DALI)  
Maximum ceiling thickness of 1". Consult factory for modifications  
Housings are rated for #12 AWG, (4 in, 4 out), 90°C conductors and through branch wiring

**FACETED LOUVER**

1.14" aperture with regressed LED source for enhanced glare control  
Matte black or matte white faceted louver finish

**TRIM**

Cast aluminum trim flange with powder coated finish and minimal 0.300" overlap

**TRIMLESS**

Mudding flange features a perforated surface for easy mud-in application

**OPTICS**

Proprietary polycarbonate multi-faceted reflectors  
Available in 33° and 50°. UGR <16

**ELECTRICAL**

Standard 0-10V, 100-1% dimming with integral driver  
120V Forward Phase/Reverse Phase driver option with 100-1% dimming  
Remote Lutron EcoSystem and eldoLED DALI options (100-1% dimming)  
All integral driver options easily accessible through the aperture

**LED SYSTEM**

Osram LED source  
Color consistency <2 SDCM  
Standard 95+CRI  
Available in 27K, 30K, and 35K  
L90 >60,000 hours  
5 Year Warranty

**MOUNTING**

Trim fixture designed for use in drywall, wood, acoustic ceiling tiles, and other ceiling materials  
Trimless fixture designed for use in drywall, mud-in ceiling applications  
Recommended ceiling cut-out for remodel fixture: 1.500" x 12.915"  
Adjustable bar hangers extend from 14" to 26"

**LISTING**

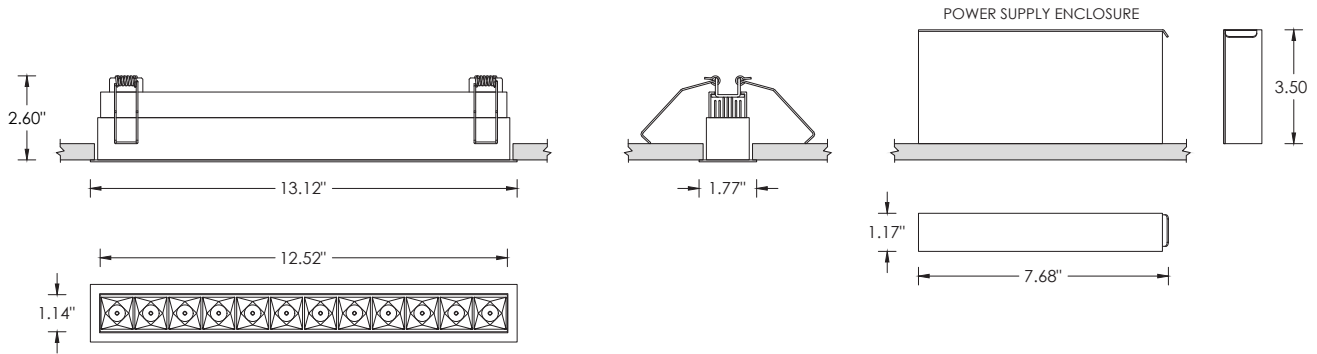
ETL listed and tested to cUL standards. Suitable for dry and damp for indoor use only

**WARRANTY**

5 Year Warranty on LED and drivers  
Manufacturer 1 Year Warranty for defects in material and workmanship under normal use  
Ambient temperature at fixture should not exceed 25°C

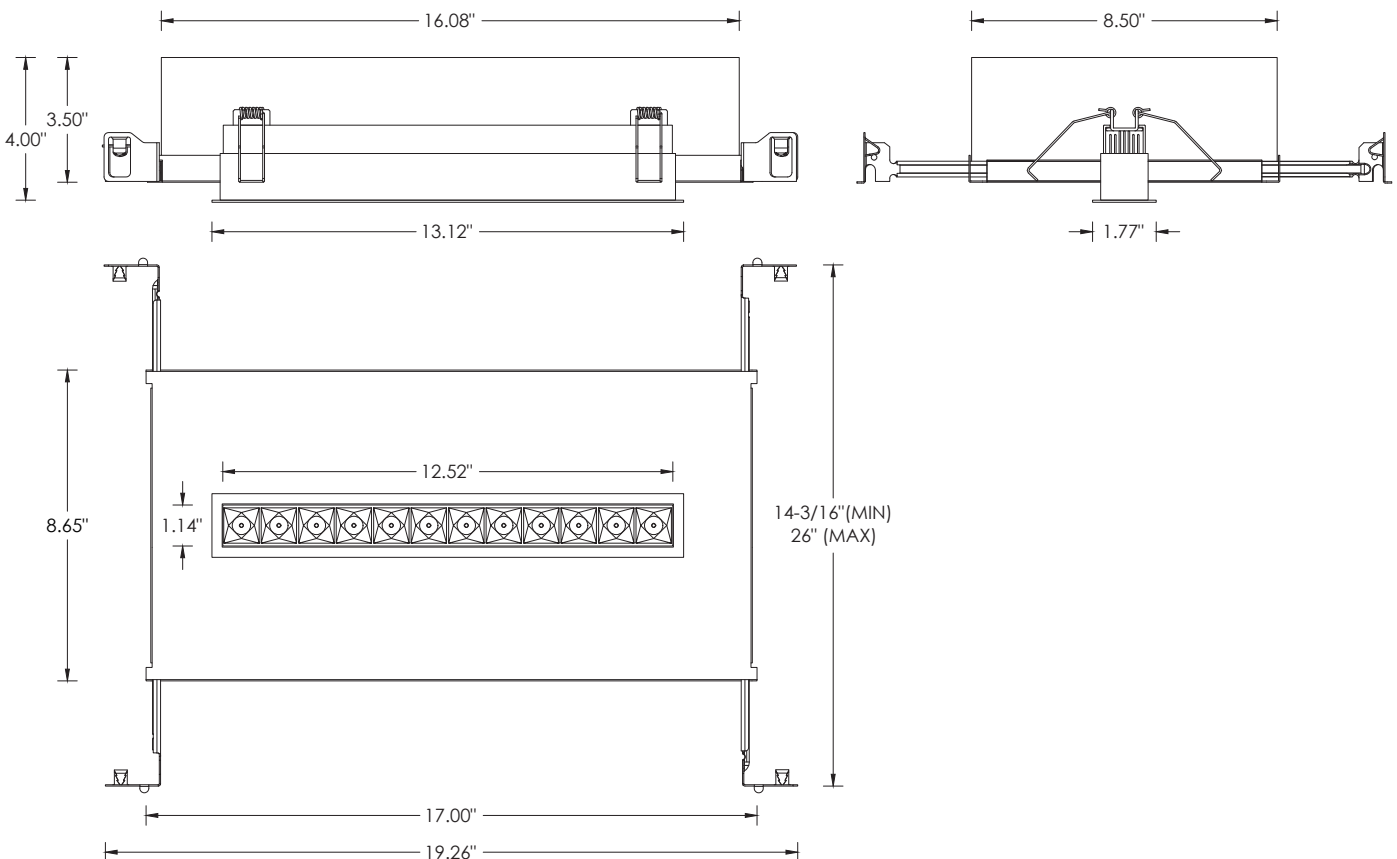
**TRIM HOUSING OPTIONS**

**RMD - Remodel Fixture (Non-IC) with Enclosure (Integral Driver)**



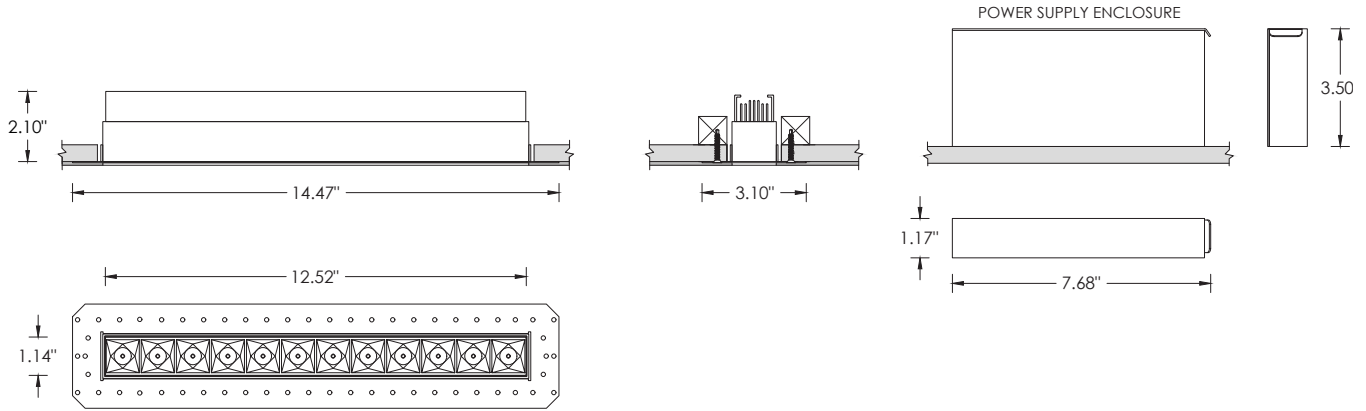
Recommended ceiling cut-out: 1.500" x 12.915"

**SH - Shallow Housing (Integral Driver) (IC Rated and Chicago Plenum rated)**



**TRIMLESS HOUSING OPTIONS**

**RMD - Remodel Fixture (Non-IC) with Enclosure (Integral Driver)**



Recommended ceiling cut-out: 1.500" x 12.915"

**SH - Shallow Housing (Integral Driver) (IC Rated and Chicago Plenum rated)**

