


# 3G LIGHTING

## 3G-PMZ4

4 LIGHT LINEAR ZOIE PENDANT

4 Light high performance pendant with 1" apertures  
 Narrow 1.5" aperture with one piece extruded aluminum housing  
 LED system delivers over 800lm at 90+ CRI  
 Features matte black or matte white multi-faceted louvers  
 Regressed LED source with enhanced glare control, UGR <16  
 100-1% dimming range standard with remote drivers



### ORDERING INFORMATION

<b>PROJECT:</b>	<input type="text"/>	<b>TYPE:</b>	<input type="text"/>
<b>CATALOG #:</b>	<input type="text"/>	<b>DATE:</b>	<input type="text"/>

CAT. NO	LUMEN OUTPUT	CRI	COLOR TEMP	BEAM ANGLE	VOLTAGE
<b>3G-PMZ4</b>	<b>04</b> - 400 LUMENS	<b>H90</b> - 90+ CRI	<b>27K</b> - 2700K	<b>15D</b> - 15°	<b>UNV</b> - 120/277V <b>120</b> - 120V
	<b>08</b> - 800 LUMENS		<b>30K</b> - 3000K	<b>35D</b> - 35°	
			<b>35K</b> - 3500K	<b>55D</b> - 55°	
			<b>40K</b> - 4000K		

DRIVER	HOUSING FINISH	ZOIE LOUVER FINISH	CABLE LENGTH
<b>RDIM</b> - REMOTE 0-10V (100-1%)	<b>BK</b> - BLACK <b>WH</b> - WHITE <b>SV</b> - SILVER  All mounting canopies provided in white as standard	<b>BLV</b> - BLACK <b>WLV</b> - WHITE	<b>60</b> - 60" (STANDARD) <b>120</b> - 120"
<b>RLTEA</b> - REMOTE LUTRON HI-LUME LTEA <sup>1</sup> (FWD PHASE 100-1%)			
<b>RDALI</b> - REMOTE DALI (100-1%)			
<b>RD01</b> - REMOTE 0-10V (100-0.1%)			
<b>RDHL2</b> - REMOTE LUTRON HI-LUME LDE (1% ECOSYSTEM)			

<sup>1</sup> Remote Lutron Hi-Lume Forward Phase driver (LTEA) available in 120V only

JUNE 15, 2021



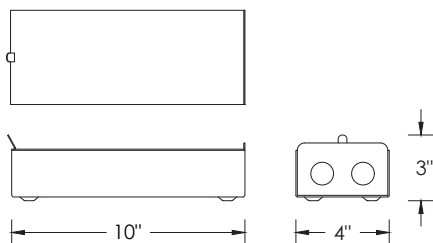
### PERFORMANCE CHART BASED ON 35° 90+CRI LED SOURCE

LUMEN OUTPUT	COLOR TEMP	DELIVERED LUMENS	SYSTEM WATTS	EFFICACY (LPW)
08 - 800 LUMENS	27K	684	9.6	71
	30K	745	9.6	78
	35K	822	9.6	86
	40K	838	9.6	88

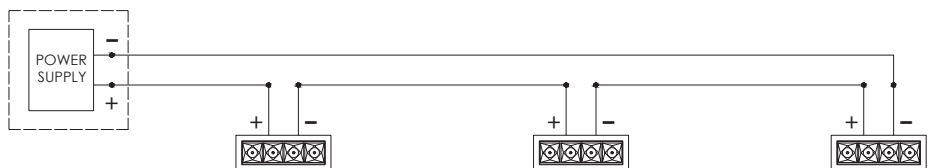
### REMOTE POWER SUPPLY OPTIONS

3G DRIVER CODE	DIMMING METHOD	DIMMING RANGE	VOLTAGE	MAX. DISTANCE	3G-PMZ4 (9.6W)	3G-PMZ8 (19.2W)	3G-PMZ12 (28.5W)
RDIM	0-10V ELDOLED	100-1%	120-277V	100ft (12 AWG)	1 to 4	1 to 2	1
RDHL2	LUTRON HI-LUME LDE ECOSYSTEM	100-1%	120-277V	100ft (12 AWG)	2 to 4	1 to 2	1
RDALI	DALI ELDOLED	100-1%	120-277V	100ft (12 AWG)	1 to 4	1 to 2	1
RLTEA	LUTRON HI-LUME FORWARD PHASE	100-1%	120V	100ft (12 AWG)	2 to 3	1	1
RD01	0-10V ELDOLED	100-0.1%	120-277V	100ft (12 AWG)	1 to 4	1 to 2	1

### REMOTE POWER SUPPLY ENCLOSURE



### WIRING DIAGRAM



Multiple Zoie fixtures must be connected in series

**TECHNICAL****HOUSING**

Extruded aluminum housing with narrow 1.5" aperture  
Machined aluminum end caps  
Standard polyester powder coated housing finish available in matte white, black, and silver  
Matte black and matte white faceted louver finishes

**OPTICS**

1" apertures with regressed LED source for enhanced glare control  
Proprietary polycarbonate multi-faceted reflectors  
Available in 15°, 35° and 55°  
UGR <16

**ELECTRICAL**

Remote 0-10V, constant current driver with 100-1% dimming range  
Remote 0-10V, constant current driver with 100-0.1% dimming range  
Remote 120V, Lutron Forward Phase driver option with 100-1% dimming range  
Remote Lutron EcoSystem and eidoLED DALI options (100-1% dimming)

**LED SYSTEM**

Osram LED source  
Color consistency <2 SDCM  
Standard 90+ CRI  
Available in 27K, 30K, 35K, and 40K  
L90 >60,000 hours  
5 year warranty

**MOUNTING**

Adjustable aircraft cable suspension with locking fasteners (60" length standard)  
Standard, 18-gauge, 5 conductor single circuit power feed (clear braided finish)  
All mounting canopies provided in white finish as standard  
Suitable for various architectural ceilings (see mounting details)

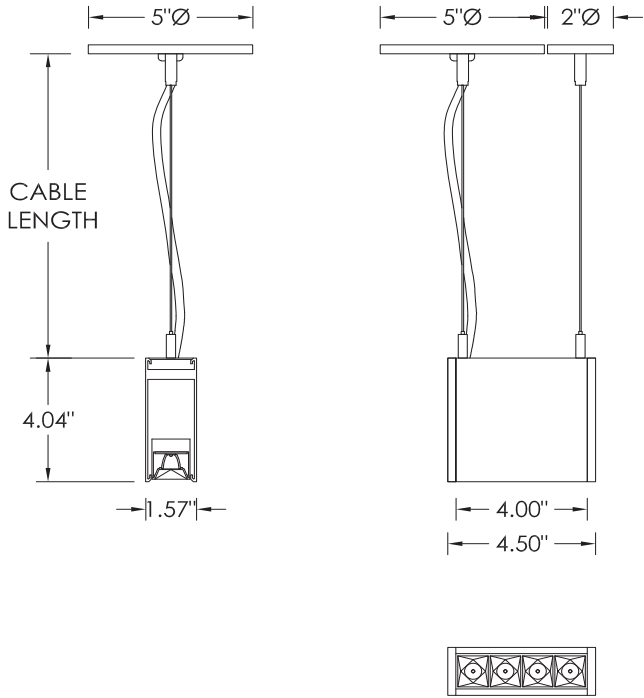
**LISTING**

ETL listed and tested to cUL standards. Suitable for dry and damp for indoor use only

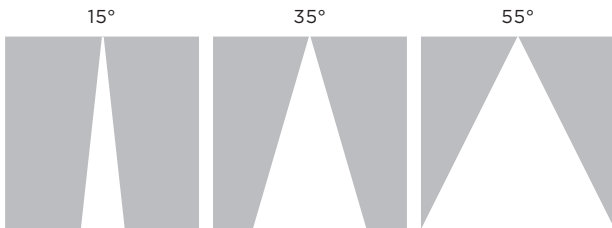
**WARRANTY**

5 year warranty on LED and drivers  
Manufacturer 1 year warranty for defects in material and workmanship under normal use  
Ambient temperature at fixture should not exceed 25°C

### DRAWINGS AND DIMENSIONS



### BEAM ANGLE



### MOUNTING DETAILS

