




3G-RMZ8

8 LIGHT RECESSED ZONE



8 Light high performance mini downlight with 1.14" apertures
Features matte black or matte white multi-faceted louvers
Regressed LED source with enhanced glare control, UGR <16
Shallow housing standard along with remodel housing option
Standard integral drivers and remote driver options with 1% dimming

PROJECT:		TYPE:	
CATALOG#:		DATE:	QTY:

CAT. NO	LUMEN OUTPUT	CRI	COLOR TEMP	BEAM ANGLE	VOLTAGE
3G-RMZ8	08 - 800 LUMENS 16 - 1600 LUMENS <small>Lumen output based on 35K. See performance chart for additional info</small>	H90 - 90+ CRI	27K - 2700K 30K - 3000K 35K - 3500K 40K - 4000K	15D - 15° 35D - 35° 55D - 55°	UNV - 120/277V 120 - 120V 347 - 347V ¹

DRIVER	FLANGE TYPE	LOUVER FINISH	HOUSING TYPE
DIM - 0-10V (100-1%) LE - PHASE DIM (TRIAC/ELV, 100-1%) ² D01 - 0-10V (100-0.1%) DALI - DALI (100-1%) ³ DHL2 - LUTRON HI-LUME (1% ECOSYSTEM) RDIM - REMOTE 0-10V (100-1%) RD01 - REMOTE 0-10V (100-0.1%) RDALI - REMOTE DALI (100-1%) ³ RDHL2 - REMOTE LUTRON HI-LUME (1% ECOSYSTEM) RD347 - 347V REMOTE 0-10V (100-1%)	WT - WHITE TRIM BT - BLACK TRIM XTR - TRIMLESS (MUD-IN DRYWALL)	WLV - WHITE BLV - BLACK	SH - SHALLOW HOUSING (INTEGRAL DRIVER) SHRM - SHALLOW HOUSING & REMOTE DRIVER OPTION RMD - REMODEL FIXTURE W/ENCLOSURE (INTEGRAL DRIVER) RMDRM - REMODEL FIXTURE & REMOTE DRIVER OPTION <small>Shallow Housing is IC Rated</small>

OPTIONS
CP - CHICAGO PLENUM

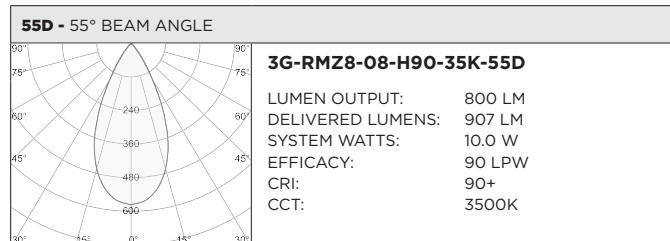
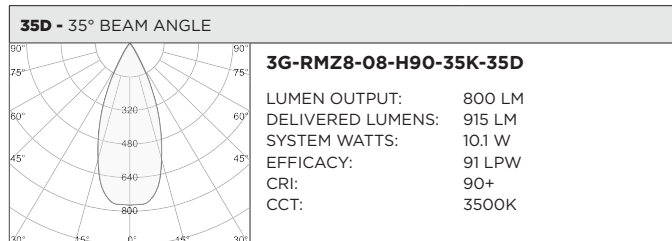
¹ 347 available in "DIM" 0-10V only (100-1%)

² Remote Forward Phase driver available in 120V only

³ DALI-2 (Type 6) provided as standard. Please consult factory for DALI (Type 8) options

BASED ON 35°, 90+ CRI AND 3500K SOURCE

LUMEN OUTPUT	COLOR TEMP	DELIVERED LUMENS	SYSTEM WATTS	EFFICACY (LPW)
08 - 800 LUMENS	27K	779	10.1	77
	30K	896	10.1	89
	35K	915	10.1	91
16 - 1600 LUMENS	27K	1390	19.2	72
	30K	1586	19.2	83
	35K	1612	19.2	84

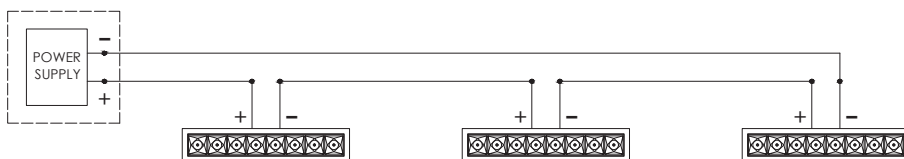
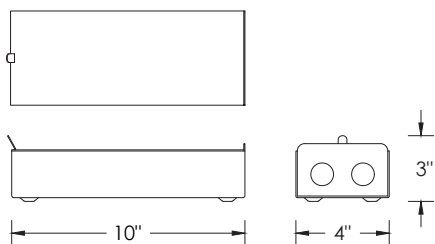


REMOTE POWER SUPPLY OPTIONS

3G DRIVER CODE	DIMMING METHOD	DIMMING RANGE	VOLTAGE	MAX. DISTANCE	3G-RMZ1 (2.4W)	3G-RMZ2 (4.8W)	3G-RMZ4 (9.6W)	3G-RMZ8 (19.2W)	3G-RMZ12 (28.5W)
RDIM	0-10V	100-1%	120-277V	100ft (12AWG)	4 to 16	2 to 8	1 to 4	1 to 2	1
RD347	0-10V	100-1%	347V	100ft (12AWG)	3 to 16	2 to 8	1 to 4	1 to 2	1
RDHLP	LUTRON HI-LUME ECOSYSTEM	100-0.1%	120-277V	100ft (12AWG)	5 to 16	3 to 8	2 to 4	1 to 2	1
RDALI	DALI ELDOLED	100-1%	120-277V	100ft (12AWG)	1 to 16	1 to 8	1 to 4	1 to 2	1
RDO1	0-10V ELDOLED	100-0.1%	120-277V	100ft (12AWG)	1 to 16	1 to 8	1 to 4	1 to 2	1

REMOTE POWER SUPPLY ENCLOSURE

WIRING DIAGRAM



Multiple Zoie fixtures must be connected in series

HOUSING

IC rated shallow housing and Chicago Plenum housing options available
Remodel housing available (Remote Driver required for Lutron
EcoSystem and eldoLED DALI)
Maximum ceiling thickness of 1". Consult factory for modifications
Housings are rated for #12 AWG, (4 in, 4 out), 90°C conductors and
through branch wiring

FACETED LOUVER

1.14" aperture with regressed LED source for enhanced glare control
Matte black or matte white faceted louver finish

TRIM

Cast aluminum trim flange with powder coated finish and minimal
0.300" overlap

TRIMLESS

Mudding flange features a perforated surface for easy mud-in application

OPTICS

Proprietary polycarbonate multi-faceted reflectors
Available in 15°, 35°, and 55°. UGR <16

LISTING

ETL listed and conforms to UL1598 standard. Certified to CSA22.2
No.250.0. Rated for indoor locations

ELECTRICAL

Standard 0-10V, 100-1% dimming with integral driver
120V Forward Phase/Reverse Phase Driver option with 100-1% dimming
Remote Lutron EcoSystem and eldoLED DALI options (100-1% dimming)
All integral driver options easily accessible through the aperture

LED SYSTEM

Osram LED source
Color consistency <2 SDCM
Standard 90+ CRI
Available in 27K, 30K, and 35K
L90 >60,000 hours
5 year warranty

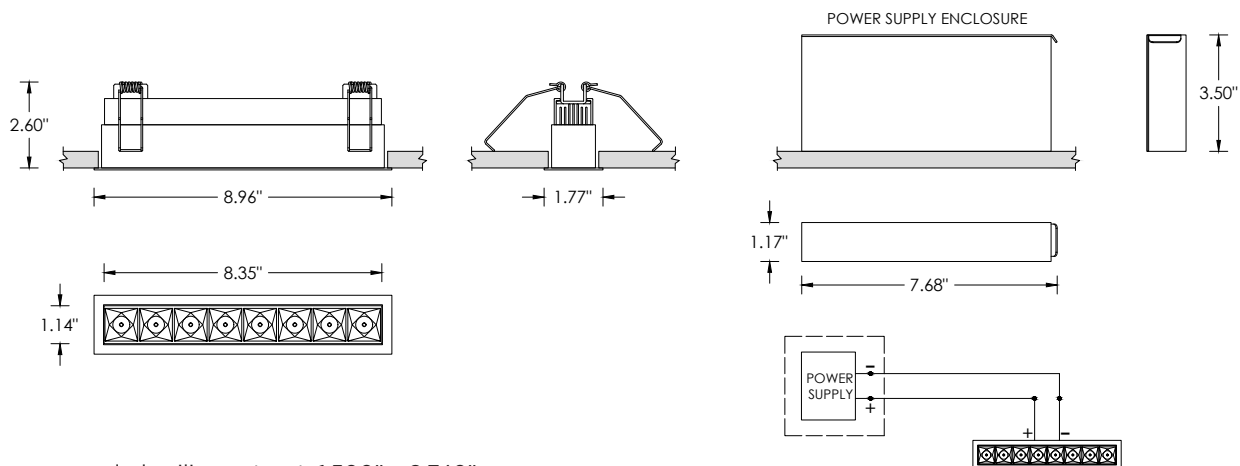
MOUNTING

Trim fixture designed for use in drywall, wood, acoustic ceiling tiles, and
other ceiling materials
Trimless fixture designed for use in drywall, mud-in ceiling applications
Recommended ceiling cut-out for remodel fixture: 1.500" x 8.740"
Adjustable bar hangers extend from 14" to 26"

WARRANTY

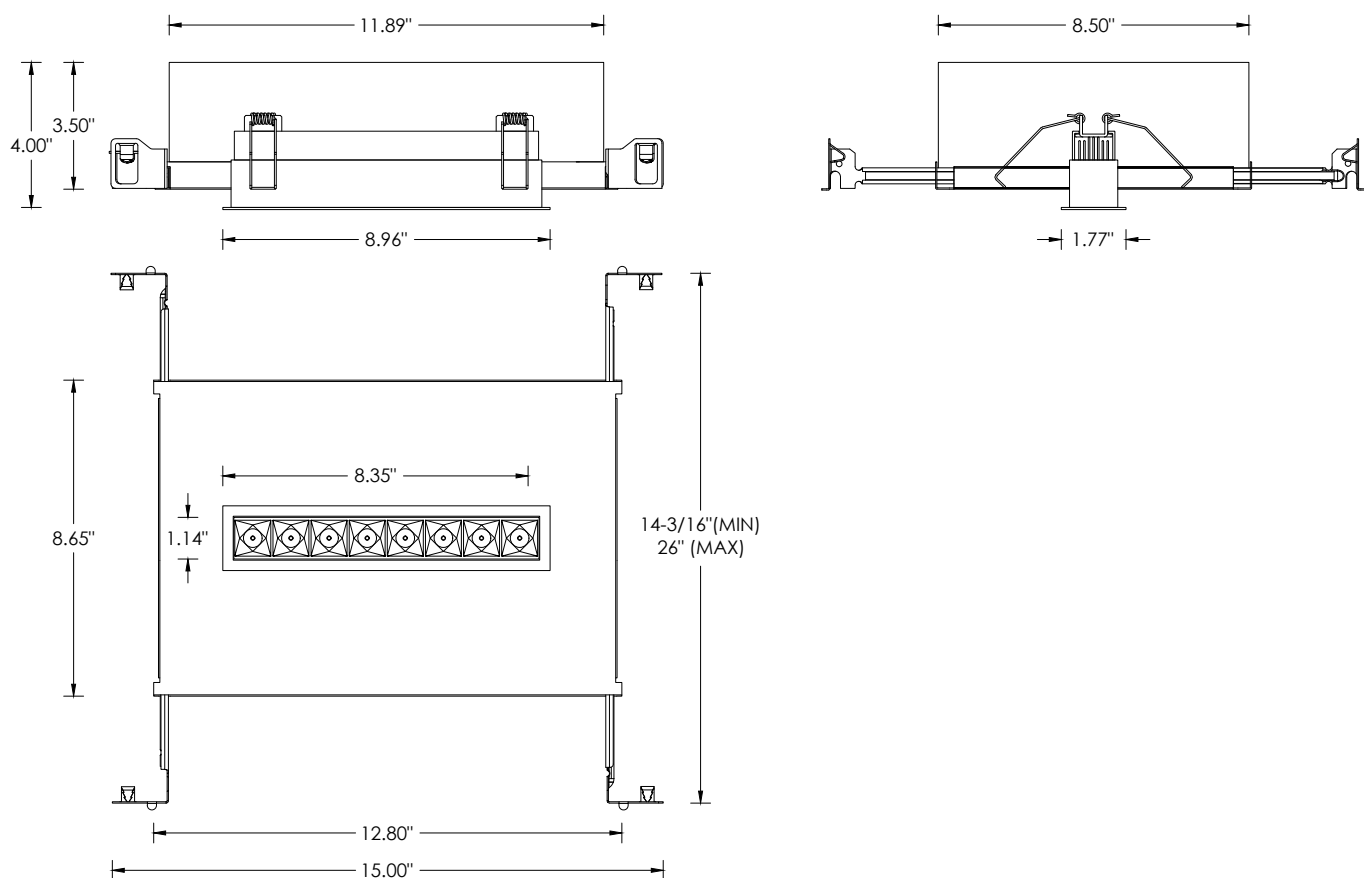
5 year warranty on LED and drivers
Manufacturer 1 year warranty for defects in material and workmanship
under normal use
Ambient temperature at fixture should not exceed 25°C

RMD - REMODEL FIXTURE (NON-IC) WITH ENCLOSURE (INTEGRAL DRIVER)

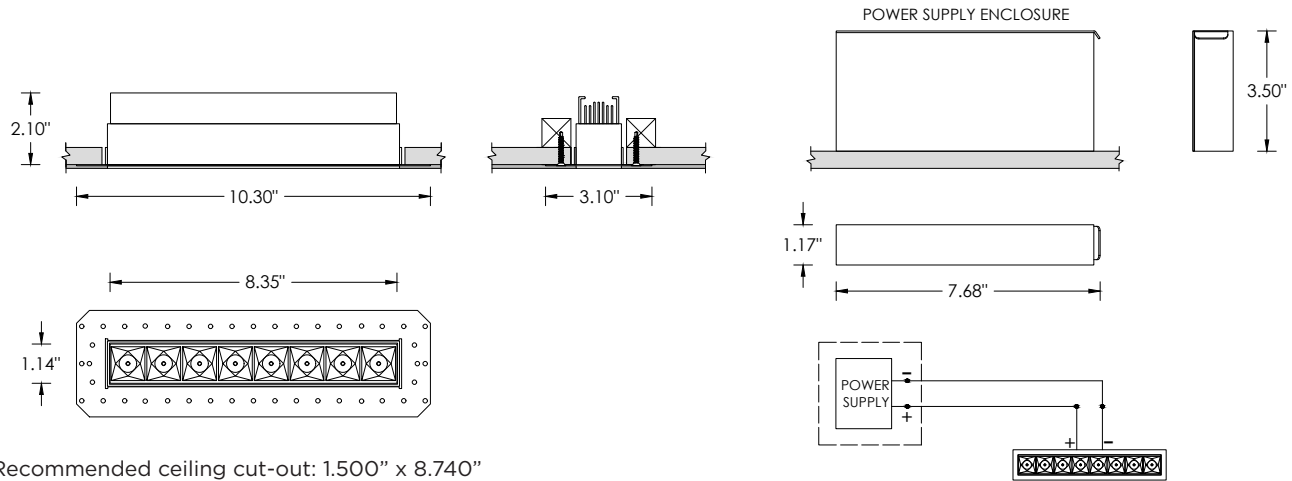


Recommended ceiling cut-out: 1.500" x 8.740"

SH - SHALLOW HOUSING (INTEGRAL DRIVER) (IC RATED AND CHICAGO PLENUM RATED)



RMD - REMODEL FIXTURE (NON-IC) WITH ENCLOSURE (INTEGRAL DRIVER)



Recommended ceiling cut-out: 1.500" x 8.740"

SH - SHALLOW HOUSING (INTEGRAL DRIVER) (IC RATED AND CHICAGO PLENUM RATED)

