


PENDANT INFORMA

3G-INLED PENDANT

1, 2, 3 AND 4 LIGHT - LED

3G

LIGHTING



Trim



Trimless



Wall Informa



Countinuous Slots

FEATURES

CONSTRUCTION

- Extruded aluminum frame. Standard clear etched anodized finish
- Electrical enclosures fabricated in steel. Standard matte silver powder coated finish
- Solid aluminum double gimbals. Adjustable and lockable
- Anodized aluminum reflectors and extruded aluminum heatsinks
- Modified and custom configurations available

ELECTRICAL

- Standard 120-277V, 0-10V dimmable drivers with 100-1% dimming range
- 85% efficiency and 0.9 power factor
- Lutron and eldoLED driver options available with 100-1% dimming range

LED SYSTEM

- Available in 27K, 30K, 35K, and 40K
- Average rated life of > 50,000 hours
- Color consistency < 2 SDCM
- Standard (80+CRI). Optional (90+ and 97+CRI)
- LED modules carry a 5-year warranty
- Modules are field replaceable

LUMEN MAINTENANCE

- L70 at 60,000 hours

MOUNTING

- Aircraft cable suspension with adjustable locking fasteners
- Suitable for various ceiling applications (see mounting details)

LABELS

- ETL listed. Suitable for dry or damp locations

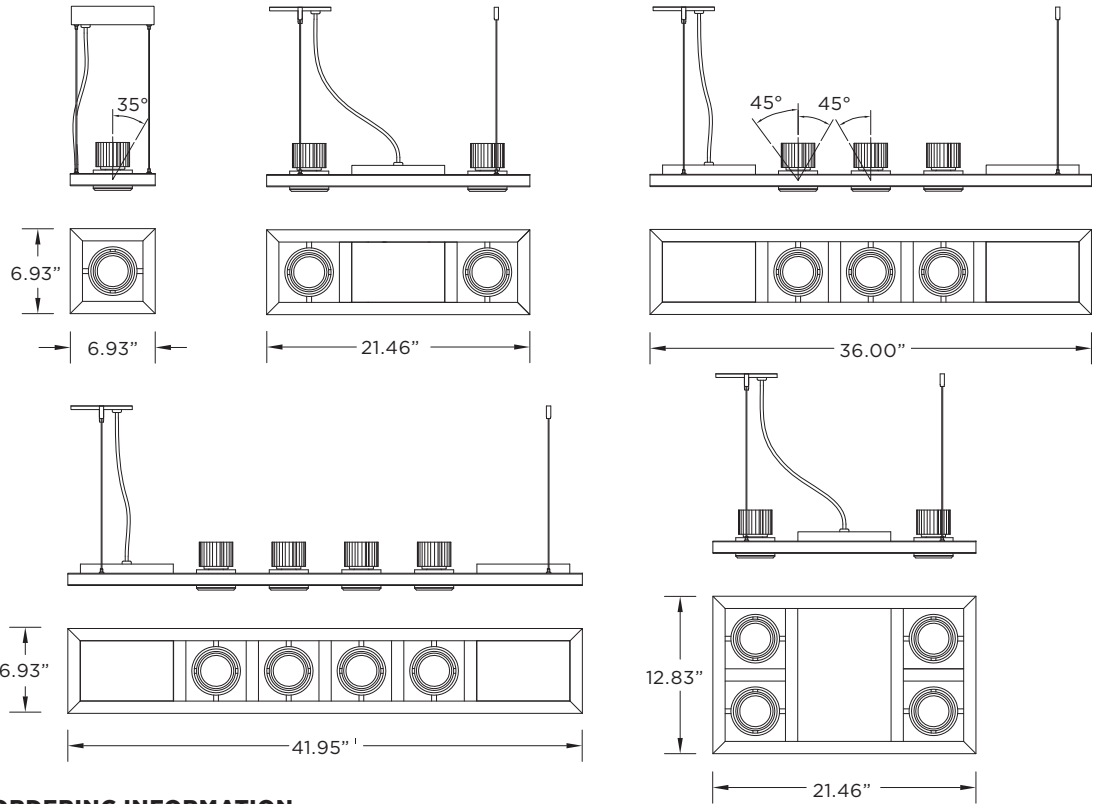
WARRANTY

- 5 Year limited warranty

PENDANT - INFORMA | 3G - INLED | PENDANT | 1, 2, 3 AND 4 LIGHT - LED



PROJECT	TYPE	DATE
CATALOG #		



CEILING COUPLING MOUNTING LOCATION	
1 LIGHT	ON CANOPY
2 LIGHT	16.00"x5.93"
3 LIGHT	30.50"x5.93"
4 LIGHT	36.45"x5.93"
2X2 LIGHT	15.96"x11.83"

ORDERING INFORMATION

CAT. NO	NUMBER OF LAMPS	LUMEN OUTPUT (PER FIXTURE HEAD)	CRI	COLOR TEMP	BEAM ANGLE	VOLTAGE
3G-IN	1LED - 1 LIGHT	10 - 1000 LUMENS	S80 - 80+CRI (STANDARD) H90 - 90+ CRI ¹ H97 - 97+ CRI ²	27K - 2700K 30K - 3000K 35K - 3500K 40K - 4000K	20D - 20° 40D - 40° 60D - 60°	120 - 120V 277 - 277V 347 - 347V (0-10V ONLY)
	2LED - 2 LIGHT	15 - 1500 LUMENS				
	3LED - 3 LIGHT	22 - 2200 LUMENS				
	4LED - 4 LIGHT	30 - 3000 LUMENS				
	22LED - 4 LIGHT SQUARE	40 - 4000 LUMENS 50 - 5000 LUMENS				

3G-IN						
--------------	--	--	--	--	--	--

DRIVER	GIMBAL FINISH	FRAME FINISH	CABLE LENGTH	OPTIONS
DIM - 0-10V (STANDARD 100%-1) DHL2 - LUTRON (ECO SYSTEM 100-1%) DALI - DALI (100-1%) LE10 - FORWARD PHASE (100-10%) ³ LE - FORWARD PHASE (100-1%)	NG - NATURAL (STANDARD) BG - BLACK	AN - ANODIZED BK - BLACK CF - CUSTOM	60 - 60" (STANDARD) 120 - 120"	2C - 2 CIRCUIT SF70 - SOFTENING LENS LS70 - LINEAR SPREAD HXB70 - BLACK HEXCELL LOUVER

Maximum 3 optical accessories.
See optical accessories page for more options

--	--	--	--	--

ORDERING EXAMPLE **3G-IN3LED-15-S80-30K-40D-120-DIM-NG-AN-60**

¹ 90+ CRI available up to 4000lm.
² 97+ CRI available up to 3000lm.
³ 100-10% forward phase driver available up to 1500lm

PENDANT INFORMA

3G-INLED PENDANT

1, 2, 3 AND 4 LIGHT - LED



PERFORMANCE CHARTS

80+ CRI (Based on 40° Beam Angle)

LUMEN OUTPUT	SYSTEM WATTS	DELIVERED LUMENS	EFFICACY LM/W
1000 LUMENS	9.8W	982	100.4
1500 LUMENS	13.7W	1375	100.4
2200 LUMENS	20.7W	2079	100.4
3000 LUMENS	32.1W	2738	85.3
4000 LUMENS	37.8W	3853	101.9
5000 LUMENS	54.3W	4630	85.3

[DOWNLOAD](#)

90+ CRI (Based on 40° Beam Angle)

LUMEN OUTPUT	SYSTEM WATTS	DELIVERED LUMENS	EFFICACY LM/W
1000 LUMENS	9.8 W	835	85.4
1500 LUMENS	13.7W	1169	85.4
2200 LUMENS	20.1W	1719	85.4
3000 LUMENS	32.1W	2406	75.0
4000 LUMENS	44.7 W	3409	76.3
5000LUMENS	N/A	N/A	N/A

[DOWNLOAD](#)

97+ CRI (Based on 40° Beam Angle)

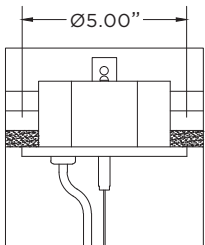
LUMEN OUTPUT	SYSTEM WATTS	DELIVERED LUMENS	EFFICACY LM/W
1000 LUMENS	9.8W	733	75.0
1500 LUMENS	15.6W	1173	75.0
2200 LUMENS	24.2W	1811	75.0
3000 LUMENS	37.2W	2792	75.0
4000LUMENS	N/A	N/A	N/A
5000LUMENS	N/A	N/A	N/A

[DOWNLOAD](#)

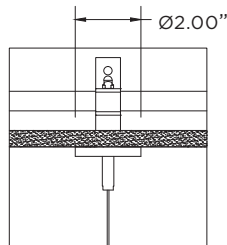
ADDITIONAL IES FILES FOR THIS PRODUCT FOUND [HERE](#)

MOUNTING

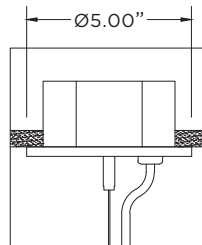
GRID POWER FEED



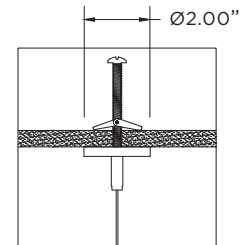
GRID NON POWER FEED



DRYWALL POWER FEED



DRYWALL NON POWER FEED



NOTES